

Monthly report as of 29 February 2024

**Fund objectives**

Partners Group Listed Investments SICAV – Listed Infrastructure fund provides access to the asset class infrastructure. The Fund invests in companies which make infrastructure investments and are listed on major stock exchanges. Out of an investment universe of over 300 companies worldwide, the fund management actively screens a target list of around 100 companies. Partners Group has been a signatory since 2008 of the United Nations Principles for Responsible Investment and the Fund follows an SRI approach, evaluating each investment opportunity in terms of environmental, social and governance standards.

**Monthly comment**

The Partners Group Listed Investments SICAV - Listed Infrastructure Fund showed steady performance in February and continued to outperform its benchmark. Several portfolio companies reported positive Q4 results, displaying strong fundamentals across most infrastructure sectors. However, the macroeconomic environment remains uncertain due to rising government yields in both Europe and the US, impacting valuations of longer duration assets like towers and utilities. While broader equity markets saw positive performance driven by large-cap tech companies and investor excitement about artificial intelligence, listed infrastructure continues to trade at a discount to broader indices and historical multiples. Waste managers, data centers, and airports were the main positive contributors to sector performance, while towers and utilities lagged. North America outperformed Europe, with the US economy and labor market remaining robust.

Waste management companies, including Waste Management and Republic Services, were among the best performing holdings during February. The companies experienced improved margins and increased unit profitability due to lower inflation. In 2023, Waste Management and Republic Services both achieved a 7% and 13% increase in EBITDA, respectively, improving profitability while maintaining revenue growth. Furthermore, both companies have consistently demonstrated the ability to raise prices above inflation, indicating potential for further margin improvement in the future.

On the other hand, European tower companies, including Cellnex and Inwit, experienced a decline in share prices during the month due to the increase in government yields, despite the absence of negative company-specific news. Towards the end of the month, Cellnex reported Q4 results in line with expectations. The upcoming significant catalyst for the company will be the Capital Markets Day in March, during which the new management team will unveil the strategic plan and present new financial targets.

Finally, Equinix, the leading global data center operator, reported Q4 results that surpassed expectations and provided a strong outlook for 2024. The company anticipates continued growth in AFFO per share at a rate of 8-10% in 2024, with the primary drivers being price increases and margin improvement, particularly due to lower energy costs. We view data center operators as key beneficiaries of AI-related applications and consider Equinix to be the highest quality global datacentre operator.

**Fund facts**

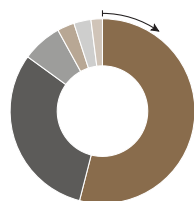
Inception date	20/05/2015
Asset manager	Partners Group AG
Fund domicile	Luxembourg
Fund currency	EUR
Share class currency	EUR
Minimum initial investment amount	None
Close of financial year	31 December
Total net assets	EUR 592.8m
Management fee in % p.a.	1.15
Distributions	Accumulating
Valor no.	28023438
ISIN	LU1225718409
Bloomberg ticker	PGLIECA LX
WKN	A14SFS

**Price development**

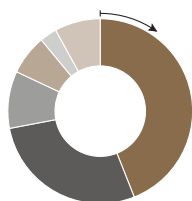
Price per unit 29/02/2024	EUR 140.61
Price per unit 31/01/2024	EUR 140.77
Change	-0.1%
Investment level	99%

**Top 5 holdings**

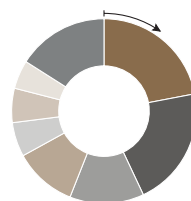
	in % of NAV
Cellnex	7.25
Vinci	6.60
American Tower	6.04
Republic Services	4.08
Union Pacific	4.07
<b>Total</b>	<b>28.04</b>

**Fund allocation**

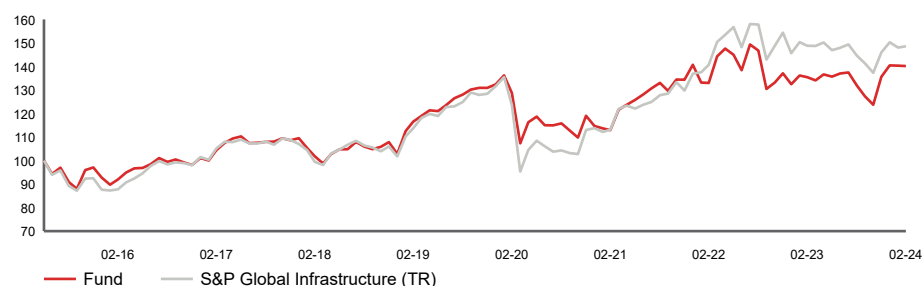
North America	54%
Cont. Europe	31%
UK	7%
Australia	3%
Rest of World	3%
Greater China	2%



USD	44%
EUR	28%
CAD	10%
GBP	7%
AUD	3%
Other	8%



Transm. & distri.	22%
Towers	21%
Railways	13%
Toll roads	11%
Pipelines	6%
Water	6%
Airports	5%
Other	16%

**Net performance**

Performance in %	1 month %	YTD %	1 year %	3 years %	5 years %	since inception %	since inception % p. a.
Fund	-0.1	-0.2	3.5	24.1	20.3	40.6	4.0
S&P Global Infrastructure (TR)	0.4	-1.1	-0.1	31.3	30.7	47.9	4.6

Performance in %	2016	2017	2018	2019	2020	2021	2022	2023
Fund	8.9	8.4	-6.1	28.8	-13.4	22.7	-5.9	6.0
S&P Global Infrastructure (TR)	16.4	5.5	-5.1	30.8	-15.1	20.4	6.4	3.2

Volatility in % (annualized)	1 year	3 years	5 years	since inception
Fund	11.0	12.2	15.9	14.2
S&P Global Infrastructure (TR)	10.8	11.5	17.9	15.7

Note: This share class is approved for distribution in Belgium, Switzerland, Finland, Germany, Liechtenstein, Luxembourg, Netherlands, Singapore, Spain, Sweden. In all other countries, the Fund may not be publicly distributed.

Monthly report as of 29 February 2024

## Definitions

This monthly report is produced based on information available on the last working day of the month.

### Infrastructure

The term 'infrastructure' comprises all durable capital goods which ensure the proper development of an economy. They comprise transportation infrastructure assets such as roads, airports, railways, harbours, tunnels and bridges. However, they also include assets of the communication infrastructure, such as TV and radio transmission systems, antennas and transmission towers for mobile phones, satellite systems and cable networks. Infrastructure also refers to utility assets in the fields of energy and water, such as energy facilities for power generation and distribution, of gas and oil exploration and distribution, as well as other water supply and distribution facilities, including desalination plants and sewage treatment facilities. Finally, infrastructure also includes the provision of services in the fields of education and health, as well as public sector building facilities (social infrastructure).

### Listed infrastructure

A 'listed infrastructure' company is listed on a stock exchange and its purpose is investing in infrastructure assets.

### Total return

Total return is calculated according the standard BVI-method of the Bundesverband Investment and Asset Management.

## Contact details

**Asset manager:**  
Partners Group AG  
Zugerstrasse 57  
6341 Baar-Zug  
Switzerland

T +41 (0)41 784 60 00  
[www.pgliquids.com](http://www.pgliquids.com)

**Investor relations:**  
Partners Group AG  
Fabian Blättler  
Zugerstrasse 57  
6341 Baar-Zug / Schweiz

T +41 (0)41 784 68 80  
[listedinvestments@partnersgroup.com](mailto:listedinvestments@partnersgroup.com)

This is an advertising document. The state of the origin of the fund is Luxembourg. In Switzerland, the representative is ACOLIN Fund Services AG, Leutschenbachstrasse 50, CH-8050 Zurich, whilst the paying agent is Credit Suisse (Switzerland) Ltd., Paradeplatz 8, CH-8001 Zurich. The full offering documentation including, the prospectus or offering memorandum, the key information document (KID), the fund rules, as well as the annual and bi-annual reports ("Full offering documentation"), as the case may be, may be obtained free of charge from <https://www.credit-suisse.com/microsites/multiconcept/en.html> or from the representative in Switzerland. KID is available in English. Prospectus is available in English. A summary of investor rights for investing in Luxembourg can be obtained via [www.cssf.lu/en/consumer/](http://www.cssf.lu/en/consumer/), local laws relating to investor rights may apply.

The alternative investment fund manager or the management company, as applicable, may decide to terminate local arrangements for the marketing of the shares/units of a fund, including terminating registrations or notifications with the local supervisory authority. Past performance is no indication of current or future performance. The performance data do not take account of the commissions and costs incurred on the issue and redemption of units. If the currency of a financial product and/or its costs is different from your reference currency, the return and cost may increase or decrease as a result of currency fluctuations.

Partners Group Listed Investments SICAV, 5, rue Jean Monnet, 2180 Luxembourg, Grand Duchy of Luxembourg, R.C.S. Luxembourg B 143187

This document is not intended to be an investment advertisement or sales instrument; it constitutes neither an offer nor an attempt to solicit offers for the product described herein. The sole basis for the purchase of shares are the sales documents (the current sales prospectus incl. articles of association and the annual- and semi-annual reports). This report was prepared using financial information contained in the company's books and records as of the reporting date. This information is believed to be accurate but has not been audited by any third party. This report describes past performance, which may not be indicative of future results. The performance shown does not take account of any commissions and costs charged when subscribing to and redeeming units. The company does not accept any liability for actions taken on the basis of the information provided. Please see the current full sales prospectus for information on opportunities and risks.