

Monthly report as of 31 March 2023

Fund objectives

Partners Group Listed Investments SICAV – Listed Infrastructure fund provides access to the asset class infrastructure. The Fund invests in companies which make infrastructure investments and are listed on major stock exchanges. Out of an investment universe of over 300 companies worldwide, the fund management actively screens a target list of around 100 companies. Partners Group has been a signatory since 2008 of the United Nations Principles for Responsible Investment and the Fund follows an SRI approach, evaluating each investment opportunity in terms of environmental, social and governance standards.

Monthly comment

In March, the broader equity markets displayed an increased volatility. Overall, the economy remained relatively strong with robust labor market and consumer spending, although US manufacturing data has begun to show some softness. Towards the middle of the month, financial markets weakened due to turmoil in the US and European banking sectors. Despite these headwinds, while the overall interest rate expectations came down, the European Central Bank continued to increase the interest rates. The Partners Group Listed Investments SICAV - Listed Infrastructure Fund increased in value in March, closing the first quarter of the year with a positive performance primarily supported by sectors such as airports and toll roads. During the month, waste managers and data centers contributed the most to the positive performance together with the FX effects, while Chinese gas utilities were the clear negative outliers due to FY 2022 results which came in below expectations.

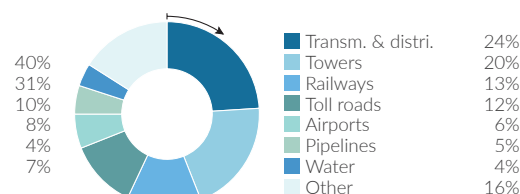
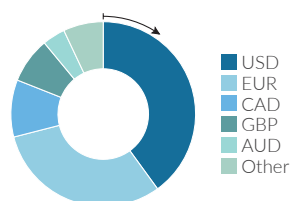
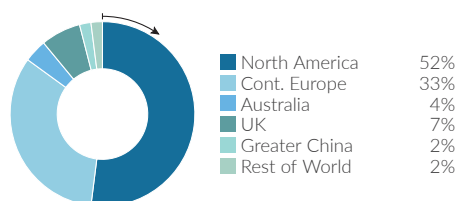
The best performing portfolio company this month was Infrastrutture Wireless Italiane ("INWIT"), which operates in the wireless network infrastructure sector. The company reported solid full year 2022 results and raised guidance for 2023. Revenue and EBITDA both increased by approximately 9%. Organic growth and free cash flow generation were strong and are expected to remain highly visible in 2023 and beyond. Management announced to increase dividends and announced plans for a share buyback program. Moreover, INWIT's business model is based on long-term inflation linked contracts, which offers protection in an inflationary environment.

In contrast, China Resources Gas performed weakly in March. The Chinese gas distributor reported disappointing results towards the end of the month, which had been widely anticipated by the market over the past few weeks. However, we continue to consider the stock to be attractively valued and believe these headwinds are rather short-term with strong recovery expected from the government's support for better gas infrastructure.

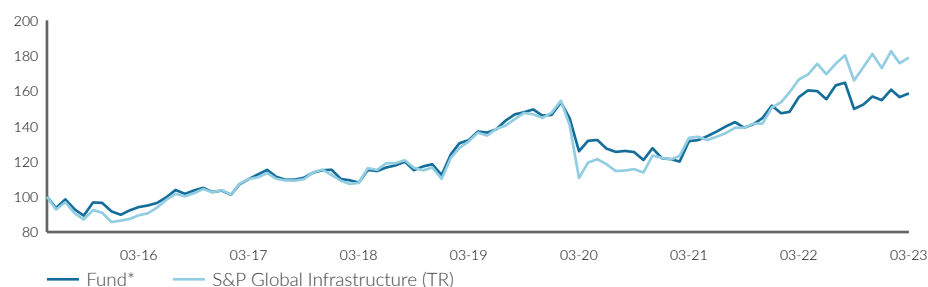
Fund facts	
Inception date	28/05/2015
Asset manager	Partners Group AG
Fund domicile	Luxembourg
Fund currency	EUR
Share class currency	SEK
Minimum initial investment amount	SEK 1m
Close of financial year	31 December
Total net assets	SEK 8'315.9m
Management fee in % p.a.	1.50
Distributions	Distributing
Last distribution	08/03/2023
Distribution value	SEK 2.46
Valor no.	28022621
ISIN	LU1225717856
Bloomberg ticker	PGLSPDT LX
WKN	A14SFP

Price development	
Price per unit 31/03/2023	SEK 127.32
Price per unit 28/02/2023	SEK 128.04
Change (total return)	1.4%
Investment level	99%
Top 5 holdings	
	in % of NAV
Cellnex	7.40
Vinci	6.99
American Tower	5.21
American Water Works	4.46
Terna-Rete Elettrica Nazionale	4.40
Total	28.46

Fund allocation	
-----------------	--



Net performance	
-----------------	--



Performance in %	1 month %	YTD %	1 year %	3 years %	5 years %	since inception %	since inception % p. a.
Fund*	1.4	2.5	1.3	26.1	46.8	58.3	6.0
S&P Global Infrastructure (TR)	1.8	3.4	7.4	61.6	65.8	79.2	7.7
Performance in %	2016	2017	2018	2019	2020	2021	2022
Fund*	12.9	11.4	-2.6	30.4	-16.8	24.5	2.0
S&P Global Infrastructure (TR)	39.0	22.9	-4.8	23.5	-14.7	23.3	14.9
Volatility in % (annualized)	1 year	3 years	5 years	since inception			
Fund*	15.0	14.2	15.1	14.0			
S&P Global Infrastructure (TR)	13.9	14.8	16.9	15.5			

*Total return

Note: This share class is approved for distribution in Switzerland, Finland, Luxembourg, Singapore, Sweden. In all other countries, the Fund may not be publicly distributed.



Definitions

This monthly report is produced based on information available on the last working day of the month.

Infrastructure

The term 'infrastructure' comprises all durable capital goods which ensure the proper development of an economy. They comprise transportation infrastructure assets such as roads, airports, railways, harbours, tunnels and bridges. However, they also include assets of the communication infrastructure, such as TV and radio transmission systems, antennas and transmission towers for mobile phones, satellite systems and cable networks. Infrastructure also refers to utility assets in the fields of energy and water, such as energy facilities for power generation and distribution, of gas and oil exploration and distribution, as well as other water supply and distribution facilities, including desalination plants and sewage treatment facilities. Finally, infrastructure also includes the provision of services in the fields of education and health, as well as public sector building facilities (social infrastructure).

Listed infrastructure

A 'listed infrastructure' company is listed on a stock exchange and its purpose is investing in infrastructure assets.

Total return

Total return is calculated according the standard BVI-method of the Bundesverband Investment and Asset Management.

Contact details

Asset manager:

Partners Group AG
Zugerstrasse 57
6341 Baar-Zug
Switzerland

T +41 (0)41 784 60 00
www.pgliquids.com

Investor relations:

Partners Group AG
Andreea Mateescu
Zugerstrasse 57
6341 Baar-Zug / Schweiz

T +41 (0)41 784 66 73
listedinvestments@partnersgroup.com

This is an advertising document. The state of the origin of the fund is Luxembourg. In Switzerland, the representative is ACOLIN Fund Services AG, Leutschenbachstrasse 50, CH-8050 Zurich, whilst the paying agent is Credit Suisse (Switzerland) Ltd., Paradeplatz 8, CH-8001 Zurich. The full offering documentation including, the prospectus or offering memorandum, the key information document (KID), the fund rules, as well as the annual and bi-annual reports ("Full offering documentation"), as the case may be, may be obtained free of charge from <https://www.credit-suisse.com/microsites/multiconcept/en.html> or from the representative in Switzerland. KID is available in English. Prospectus is available in English. A summary of investor rights for investing in Luxembourg can be obtained via www.cssf.lu/en/consumer/, local laws relating to investor rights may apply.

The alternative investment fund manager or the management company, as applicable, may decide to terminate local arrangements for the marketing of the shares/units of a fund, including terminating registrations or notifications with the local supervisory authority. Past performance is no indication of current or future performance. The performance data do not take account of the commissions and costs incurred on the issue and redemption of units. If the currency of a financial product and/or its costs is different from your reference currency, the return and cost may increase or decrease as a result of currency fluctuations.

Partners Group Listed Investments SICAV, 5, rue Jean Monnet, 2180 Luxembourg, Grand Duchy of Luxembourg, R.C.S. Luxembourg B 143187

This document is not intended to be an investment advertisement or sales instrument; it constitutes neither an offer nor an attempt to solicit offers for the product described herein. The sole basis for the purchase of shares are the sales documents (the current sales prospectus incl. articles of association and the annual- and semi-annual reports). This report was prepared using financial information contained in the company's books and records as of the reporting date. This information is believed to be accurate but has not been audited by any third party. This report describes past performance, which may not be indicative of future results. The performance shown does not take account of any commissions and costs charged when subscribing to and redeeming units. The company does not accept any liability for actions taken on the basis of the information provided. Please see the current full sales prospectus for information on opportunities and risks.

