

Partners Group Listed Investments SICAV - Listed Infrastructure - EUR (I - Acc.)

Monthly report as of 31 March 2020

Fund objectives

Partners Group Listed Investments SICAV - Listed Infrastructure fund provides access to the asset class infrastructure. The Fund invests in companies which make infrastructure investments and are listed on major stock exchanges. Out of an investment universe of over 300 companies worldwide, the fund management actively screens a target list of around 100 companies. Partners Group has been a signatory since 2008 of the United Nations Principles for Responsible Investment and the Fund follows an SRI approach, evaluating each investment opportunity in terms of environmental, social and governance standards.

Monthly comment

In March, the Partners Group Listed Investments SICAV - Listed Infrastructure continued to decrease in value, while the global equity markets turned very volatile and reported one of the weakest months in over a decade. As the Coronavirus spread to other European nations and to the US, it led to mass lockdowns, supplementing the restrictions on air travel. The Listed Infrastructure portfolio posted a negative performance, though it remains ahead of the broader equity markets on a YTD basis. Toll roads were amongst the weakest sectors, seeing a decline in traffic of passenger vehicles. During this volatile month, the Fund benefited from its exposure to stable sectors such as social infrastructure, towers and the regulated T&D, which provided support to the performance.

Airports continued to suffer for a second month in a row as passengers declined further. Atlantia was the worst performer, as virus cases in Italy continued to rise and the company was negatively affected by its exposure to the Rome Airports. Fraport and ADP also witnessed significant declines in passengers, and both airport operators proceeded to suspend or cut the dividend this year. While we do not anticipate an immediate recovery, we remain confident that these are essential assets and passengers will return to the pre-crisis levels over the next few years.

At the same time, Sabesp, the Brazilian water company declined in value during the reporting period as Brazilian ministers announced that a potential privatisation of the company will be delayed as current market conditions are weak. Additionally, Sabesp also announced a tariff 'holiday' to provide relief to its customers for a few months, as the country prepared itself to deal with the virus.

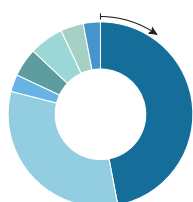
A positive performer this month was BBGI, the UK-based social infrastructure operator. It increased in value while most of the portfolio declined, since the company has revenue visibility for as long as 40 years. BBGI benefits from revenues which are based on availability of infrastructure, rather than volume or demand. Additionally, the company posted FY 2019 results, which remained robust.

| Fund facts | |
|-----------------------------------|-------------------|
| Inception date | 23/10/2006 |
| Asset manager | Partners Group AG |
| Fund domicile | Luxembourg |
| Fund currency | EUR |
| Share class currency | EUR |
| Minimum initial investment amount | EUR 1m |
| Close of financial year | 31 December |
| Total net assets | EUR 727.2m |
| Management fee in % p.a. | 1.15 |
| Distributions | Accumulating |
| Valor no. | 2673959 |
| ISIN | LU0263854829 |
| Bloomberg ticker | PGLNIT LX |
| WKN | AOKET3 |

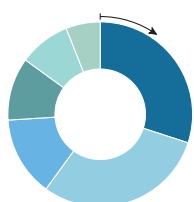
| Price development | |
|---------------------------|------------|
| Price per unit 31/03/2020 | EUR 217.48 |
| Price per unit 28/02/2020 | EUR 260.86 |
| Change | -16.6% |
| Investment level | 99% |

| Top 5 holdings | |
|----------------------------|--------------|
| | in % of NAV |
| Vinci | 7.13 |
| Crown Castle International | 4.75 |
| National Grid | 4.75 |
| Canadian Railway | 4.54 |
| Republic Services | 4.27 |
| Total | 25.44 |

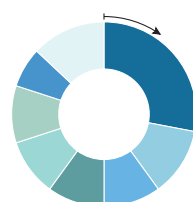
Fund allocation



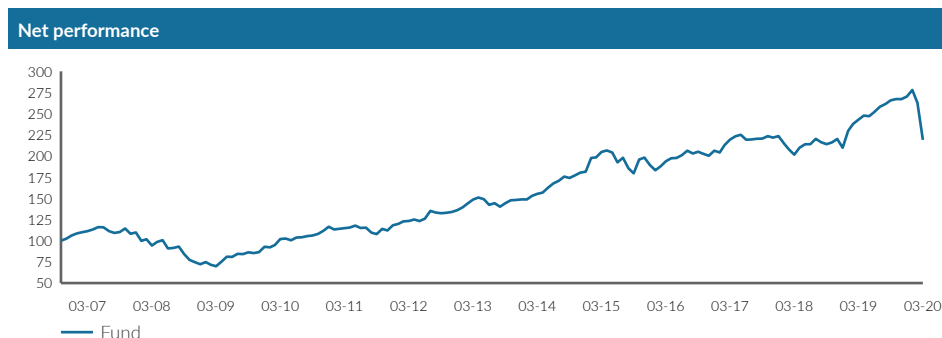
| | |
|---------------|-----|
| North America | 47% |
| Cont. Europe | 32% |
| Australia | 3% |
| UK | 5% |
| Greater China | 6% |
| Rest of Asia | 4% |
| Rest of World | 3% |



| | |
|--------|-----|
| USD | 30% |
| EUR | 30% |
| CAD | 14% |
| Others | 11% |
| GBP | 9% |
| HKD | 6% |



| | |
|-------------------|-----|
| Transm. & distri. | 28% |
| Airports | 12% |
| Toll roads | 10% |
| Pipelines | 10% |
| Railways | 10% |
| Towers | 10% |
| Water | 7% |
| Other | 13% |



| Performance in % | 1 month % | YTD % | 1 year % | 3 years % | 5 years % | since inception % |
|------------------|-----------|-------|----------|-----------|-----------|-------------------|
| Fund | -16.6 | -18.9 | -9.8 | -0.2 | 7.0 | 117.5 |

| Volatility in % (annualized) | 1 year | 3 years | 5 years | since inception |
|------------------------------|--------|---------|---------|-----------------|
| Fund | 22.5 | 14.8 | 14.3 | 13.5 |

Note: This share class is approved for distribution in Belgium, Ireland, Switzerland, Austria, Denmark, Finland, France, Germany, Liechtenstein, Luxembourg, Netherlands, Norway, Singapore, Spain, Sweden, United Kingdom. In all other countries, the Fund may not be publicly distributed.



Partners Group
REALIZING POTENTIAL IN PRIVATE MARKETS

Monthly report as of 31 March 2020

Definitions

This monthly report is produced based on information available on the last working day of the month.

Infrastructure

The term 'infrastructure' comprises all durable capital goods which ensure the proper development of an economy. They comprise transportation infrastructure assets such as roads, airports, railways, harbours, tunnels and bridges. However, they also include assets of the communication infrastructure, such as TV and radio transmission systems, antennas and transmission towers for mobile phones, satellite systems and cable networks. Infrastructure also refers to utility assets in the fields of energy and water, such as energy facilities for power generation and distribution, of gas and oil exploration and distribution, as well as other water supply and distribution facilities, including desalination plants and sewage treatment facilities. Finally, infrastructure also includes the provision of services in the fields of education and health, as well as public sector building facilities (social infrastructure).

Listed infrastructure

A 'listed infrastructure' company is listed on a stock exchange and its purpose is investing in infrastructure assets.

Total return

Total return is calculated according the standard BVI-method of the Bundesverband Investment and Asset Management.

Contact details

Asset manager:

Partners Group AG
Zugerstrasse 57
6341 Baar-Zug
Switzerland

T +41 (0)41 784 60 00
www.pgliquids.com

Investor relations:

Partners Group AG
Fabian Berchtold
Zugerstrasse 57
6341 Baar-Zug / Schweiz

T +41 (0)41 784 62 97
listedinvestments@partnersgroup.com

This is an advertising document. The state of the origin of the fund is Luxembourg. In Switzerland, the representative is ACOLIN Fund Services AG, Leutschenbachstrasse 50, CH-8050 Zurich, whilst the paying agent is Credit Suisse (Switzerland) Ltd., Paradeplatz 8, CH-8001 Zurich. The prospectus, the key information documents or the key investor information documents, the articles of association as well as the annual and semi-annual reports may be obtained free of charge from the representative. Past performance is no indication of current or future performance. The performance data do not take account of the commissions and costs incurred on the issue and redemption of units.

Partners Group Listed Investments SICAV, 35D, avenue J.F. Kennedy, 1855 Luxembourg, Grand Duchy of Luxembourg, R.C.S. Luxembourg B 143187

This document is not intended to be an investment advertisement or sales instrument; it constitutes neither an offer nor an attempt to solicit offers for the product described herein. The sole basis for the purchase of shares are the sales documents (the current sales prospectus incl. articles of association and the annual- and semi-annual reports). This report was prepared using financial information contained in the company's books and records as of the reporting date. This information is believed to be accurate but has not been audited by any third party. This report describes past performance, which may not be indicative of future results. The performance shown does not take account of any commissions and costs charged when subscribing to and redeeming units. The company does not accept any liability for actions taken on the basis of the information provided. Please see the current full sales prospectus for information on opportunities and risks.

