

Partners Group Listed Investments SICAV - Listed Infrastructure - EUR (I - Dist.)

Monthly report as of 31 January 2019

Fund objectives

Partners Group Listed Investments SICAV - Listed Infrastructure fund provides access to the asset class infrastructure. The Fund invests in companies which make infrastructure investments and are listed on major stock exchanges. Out of an investment universe of over 280 companies worldwide, the fund management actively screens a target list of around 100 companies, which fit the minimum criteria.

Monthly comment

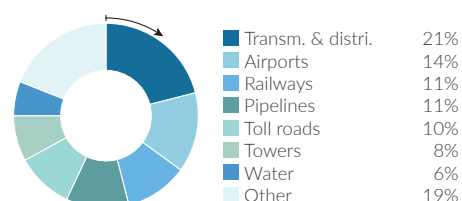
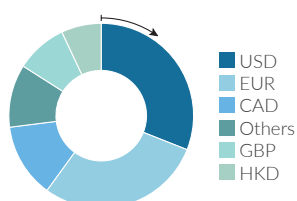
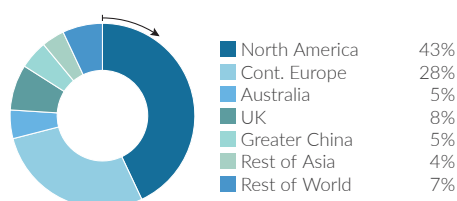
In January, Partners Group Listed Investments SICAV - Listed Infrastructure had a successful month and outperformed the global equity markets. After the volatile year-end, the broader equity market eventually rebounded in the beginning of 2019. While investors remain concerned about a potential slow-down of the global economy, the moderate progress between the US and China in terms of trade agreements contributed positively to the market sentiment. This month, nearly all companies in the portfolio were up, with Brazilian equities and the pipeline sector as main drivers of the performance. The Brazilian companies Sabesp and CCR were the fund's top performers. After an initial surge of both stocks due to the presidential elections in Q4 2018, Sabesp, a water and waste management company, kept its momentum mainly driven by the privatization study conducted by Sao Paulo state, which could allow Sabesp to focus more on profits in the future. The toll road operator CCR was able to record further increases in value as the probability of realizing new toll road concessions and renewing the existing concession without a new auction has increased. The share price of Union Pacific, the largest US railway company, also rose sharply following the appointment of a new COO. Investors responded positively to this news as he is considered an expert on Precision Scheduling Railroad, a new approach to cargo rail operations that should lead to increased operational efficiency. Finally, Williams Companies contributed positively to the portfolio's performance. Next to the favorable development of crude oil prices, the US pipeline operator announced that a key pipeline project was put into full service. This project enables Transco pipeline, the largest-volume interstate natural gas pipeline in the US, to significantly expand its daily delivery capacity.

Fund facts	
Inception date	23/10/2006
Asset manager	Partners Group AG
Fund domicile	Luxembourg
Fund currency	EUR
Share class currency	EUR
Minimum initial investment amount	EUR 1m
Close of financial year	31 December
Total net assets	EUR 618.2m
Management fee in % p.a.	1.15
Distributions	Distributing
Last distribution	28/08/2018
Distribution value	EUR 2.47
Valor no.	2673955
ISIN	LU0263854407
Bloomberg ticker	PGLINIA LX
WKN	A0KET2

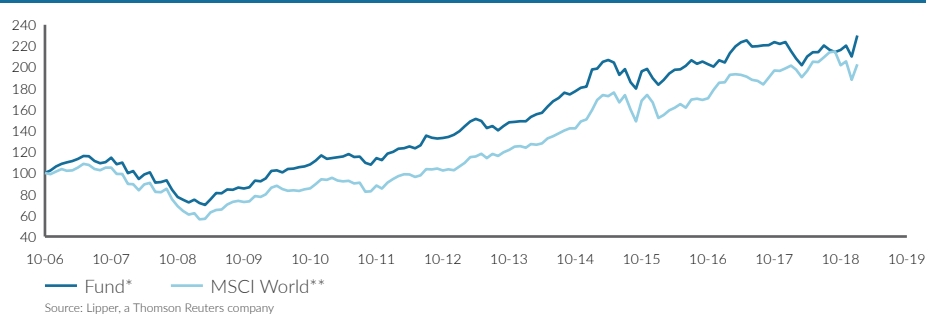
Price development	
Price per unit 31/01/2019	EUR 156.70
Price per unit 31/12/2018	EUR 143.16
Change (total return)	9.5%
Investment level	99%

Top 5 holdings	
	in % of NAV
Vinci	6.08
Canadian Railway	4.56
Enbridge	4.12
National Grid	4.01
Republic Services	3.96
Total	22.73

Fund allocation



Net performance



Performance in %	1 month %	YTD %	1 year %	3 years %	5 years %	since inception %
Fund*	9.5	9.5	6.9	25.4	54.4	128.2
MSCI World**	7.8	7.8	0.6	33.4	63.6	102.6

Volatility in % (annualized)	1 year	3 years	5 years	since inception
Fund*	9.8	9.7	11.4	12.7
MSCI World**	13.5	11.7	13.4	15.8

*Total return
**MSCI World (NR) (NAV T-1)

Note: This share class is approved for distribution in Belgium, Ireland, Switzerland, Austria, Denmark, Finland, France, Germany, Luxembourg, Netherlands, Norway, Singapore, Spain, Sweden, United Kingdom. In all other countries, the Fund may not be publicly distributed.

Definitions

This monthly report is produced based on information available on the last working day of the month.

Infrastructure

The term 'infrastructure' comprises all durable capital goods which ensure the proper development of an economy. They comprise transportation infrastructure assets such as roads, airports, railways, harbours, tunnels and bridges. However, they also include assets of the communication infrastructure, such as TV and radio transmission systems, antennas and transmission towers for mobile phones, satellite systems and cable networks. Infrastructure also refers to utility assets in the fields of energy and water, such as energy facilities for power generation and distribution, of gas and oil exploration and distribution, as well as other water supply and distribution facilities, including desalination plants and sewage treatment facilities. Finally, infrastructure also includes the provision of services in the fields of education and health, as well as public sector building facilities (social infrastructure).

Listed infrastructure

A 'listed infrastructure' company is listed on a stock exchange and its purpose is investing in infrastructure assets.

Total return

Total return is calculated according the standard BVI-method of the Bundesverband Investment and Asset Management.

Contact details

Asset manager:

Partners Group AG
Zugerstrasse 57
6341 Baar-Zug
Switzerland

T +41 (0)41 784 60 00
www.pgliquids.com

Investor relations:

Partners Group AG
Philipp Kuny
Zugerstrasse 57
6341 Baar-Zug / Schweiz

T +41 (0)41 784 68 14
listedinvestments@partnersgroup.com

The relevant articles of incorporation, prospectus, key investor information document (KIID) and the latest annual/semi-annual reports are available free of charge from the fund's representative in Switzerland, ACOLIN Fund Services AG, Affolternstrasse 56, CH-8050 Zürich. The paying agent in Switzerland is: Credit Suisse (Switzerland) AG, Paradeplatz 8, CH-8001 Zürich.

Partners Group Listed Investments SICAV, 35D, avenue J.F. Kennedy, 1855 Luxembourg, Grand Duchy of Luxembourg, R.C.S. Luxembourg B 143187

This document is not intended to be an investment advertisement or sales instrument; it constitutes neither an offer nor an attempt to solicit offers for the product described herein. The sole basis for the purchase of shares are the sales documents (the current sales prospectus incl. articles of association and the annual- and semi-annual reports). This report was prepared using financial information contained in the company's books and records as of the reporting date. This information is believed to be accurate but has not been audited by any third party. This report describes past performance, which may not be indicative of future results. The performance shown does not take account of any commissions and costs charged when subscribing to and redeeming units. The company does not accept any liability for actions taken on the basis of the information provided. Please see the current full sales prospectus for information on opportunities and risks.

