

# Partners Group Listed Investments SICAV - Listed Infrastructure - EUR (I - Dist.)

Monthly report as of 31 March 2022

## Fund objectives

Partners Group Listed Investments SICAV - Listed Infrastructure fund provides access to the asset class infrastructure. The Fund invests in companies which make infrastructure investments and are listed on major stock exchanges. Out of an investment universe of over 300 companies worldwide, the fund management actively screens a target list of around 100 companies. Partners Group has been a signatory since 2008 of the United Nations Principles for Responsible Investment and the Fund follows an SRI approach, evaluating each investment opportunity in terms of environmental, social and governance standards.

## Monthly comment

After a volatile start of the year, the broader equity markets rebounded in March. In particular, the investors reacted positively during the second half of the month, when Russia and Ukraine signaled progress in negotiations towards a peace treaty. Further, the Fed raised the interest rates by 25bps for the first time since December 2018, indicating that it could continue doing so in an attempt to cool down inflation. In this market environment, the Partners Group Listed Investments SICAV - Listed Infrastructure performed strongly, outpacing its benchmark, and posted a positive return year-to-date. The positive performance was driven by several high-conviction sub-sectors, such as railways, towers and waste managers, which posted double-digit returns during the month. In terms of regions, Brazil and North America were the best performers.

Rumo, the Brazilian railroad operator was among the best performers in March. The company reported strong volumes for the previous month with a 22% year-on-year growth on consolidated revenue ton kilometer, confirming the positive trend of January. Furthermore, YTD volumes increased by 47% year-on-year and the market expects continued strong volumes, driven by high commodity prices of agricultural products, such as soy and corn. High fuel prices also put railways in a better competitive position compared to trucks, which are less fuel efficient, driving better top-line pricing.

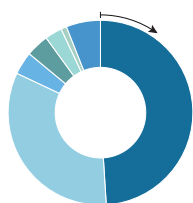
Another top performer was the North American utility company Sempra Energy, whose share price reacted well to the shift in EU energy policy away from Russian gas. The company owns LNG terminals which are used mainly for exports. During March, the US announced a deal with the EU to export additional 15bcm of LNG in 2022, and potentially increasing exports by 50bcm over this decade. The company also announced the memoranda of understanding with TotalEnergies to build a new LNG terminal in Mexico, and that it plans a 60% capacity increase at its Cameron LNG terminal in Louisiana by 2027.

Fund facts	
Inception date	23/10/2006
Asset manager	Partners Group AG
Fund domicile	Luxembourg
Fund currency	EUR
Share class currency	EUR
Minimum initial investment amount	EUR 1m
Close of financial year	31 December
Total net assets	EUR 851.7m
Management fee in % p.a.	1.15
Distributions	Distributing
Last distribution	21/03/2022
Distribution value	EUR 3.03
Valor no.	2673955
ISIN	LU0263854407
Bloomberg ticker	PGLINIA LX
WKN	AOKET2

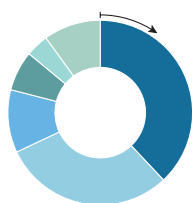
Price development	
Price per unit 31/03/2022	EUR 179.25
Price per unit 28/02/2022	EUR 168.09
Change (total return)	8.5%
Investment level	99%

Top 5 holdings	
	in % of NAV
Cellnex	7.16
Vinci	6.88
American Tower	5.20
Aena Inc	4.83
American Water Works	4.63
<b>Total</b>	<b>28.70</b>

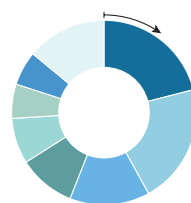
## Fund allocation



North America	49%
Cont. Europe	33%
Australia	4%
UK	4%
Greater China	3%
Rest of Asia	1%
Rest of World	6%

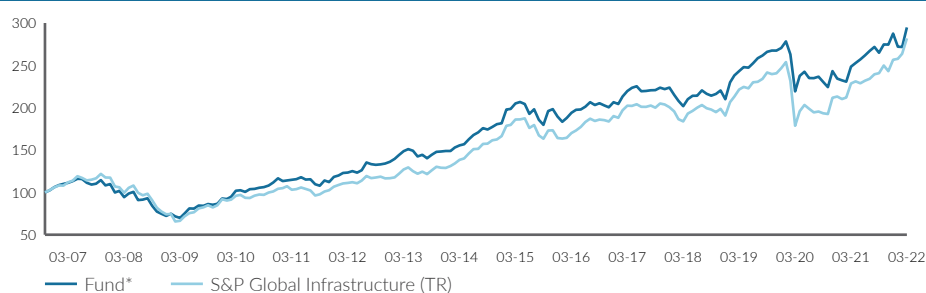


USD	38%
EUR	30%
CAD	11%
GBP	7%
AUD	4%
Other	10%



Transm. & distri.	21%
Towers	21%
Railways	14%
Toll roads	10%
Airports	8%
Pipelines	6%
Water	6%
Other	14%

## Net performance



Performance in %	1 month %	YTD %	1 year %	3 years %	5 years %	since inception %	since inception % p. a.
Fund*	8.5	2.5	18.6	21.2	34.2	192.6	7.2
S&P Global Infrastructure (TR)	6.9	9.8	23.3	27.3	39.3	181.0	6.9

Performance in %	2012	2013	2014	2015	2016	2017	2018	2019	2020	2021
Fund*	15.1	9.4	22.0	4.4	8.9	8.4	-6.1	28.8	-13.4	22.7
S&P Global Infrastructure (TR)	9.4	10.4	29.9	-2.4	16.4	5.5	-5.1	30.8	-15.1	20.4

Volatility in % (annualized)	1 year	3 years	5 years	since inception
Fund*	10.2	17.6	14.8	13.9
S&P Global Infrastructure (TR)	10.1	20.9	17.1	15.9

\*Total return

Note: This share class is approved for distribution in Belgium, Ireland, Switzerland, Austria, Denmark, Finland, France, Germany, Liechtenstein, Luxembourg, Netherlands, Norway, Singapore, Spain, Sweden, United Kingdom. In all other countries, the Fund may not be publicly distributed.



**Partners Group**  
REALIZING POTENTIAL IN PRIVATE MARKETS

Monthly report as of 31 March 2022

## Definitions

This monthly report is produced based on information available on the last working day of the month.

### Infrastructure

The term 'infrastructure' comprises all durable capital goods which ensure the proper development of an economy. They comprise transportation infrastructure assets such as roads, airports, railways, harbours, tunnels and bridges. However, they also include assets of the communication infrastructure, such as TV and radio transmission systems, antennas and transmission towers for mobile phones, satellite systems and cable networks. Infrastructure also refers to utility assets in the fields of energy and water, such as energy facilities for power generation and distribution, of gas and oil exploration and distribution, as well as other water supply and distribution facilities, including desalination plants and sewage treatment facilities. Finally, infrastructure also includes the provision of services in the fields of education and health, as well as public sector building facilities (social infrastructure).

### Listed infrastructure

A 'listed infrastructure' company is listed on a stock exchange and its purpose is investing in infrastructure assets.

### Total return

Total return is calculated according the standard BVI-method of the Bundesverband Investment and Asset Management.

## Contact details

### Asset manager:

Partners Group AG  
Zugerstrasse 57  
6341 Baar-Zug  
Switzerland

T +41 (0)41 784 60 00  
www.pgliquids.com

### Investor relations:

Partners Group AG  
Fabian Berchtold  
Zugerstrasse 57  
6341 Baar-Zug / Schweiz

T +41 (0)41 784 62 97  
listedinvestments@partnersgroup.com

This is an advertising document. The state of the origin of the fund is Luxembourg. In Switzerland, the representative is ACOLIN Fund Services AG, Leutschenbachstrasse 50, CH-8050 Zurich, whilst the paying agent is Credit Suisse (Switzerland) Ltd., Paradeplatz 8, CH-8001 Zurich. The full offering documentation including, the prospectus or offering memorandum, the key investor information document (KIID) or the key information document (KID), the fund rules, as well as the annual and bi-annual reports ("Full offering documentation"), as the case may be, may be obtained free of charge from <https://www.credit-suisse.com/microsites/multiconcept/en.html> or from the representative in Switzerland. KIID/KID is available in English, Prospectus is available in English. A summary of investor rights for investing in Luxembourg can be obtained via [www.cssf.lu/en/consumer/](http://www.cssf.lu/en/consumer/), local laws relating to investor rights may apply. The alternative investment fund manager or the management company, as applicable, may decide to terminate local arrangements for the marketing of the shares/units of a fund, including terminating registrations or notifications with the local supervisory authority. Past performance is no indication of current or future performance. The performance data do not take account of the commissions and costs incurred on the issue and redemption of units.

Partners Group Listed Investments SICAV, 5, rue Jean Monnet, 2180 Luxembourg, Grand Duchy of Luxembourg, R.C.S. Luxembourg B 143187

This document is not intended to be an investment advertisement or sales instrument; it constitutes neither an offer nor an attempt to solicit offers for the product described herein. The sole basis for the purchase of shares are the sales documents (the current sales prospectus incl. articles of association and the annual- and semi-annual reports). This report was prepared using financial information contained in the company's books and records as of the reporting date. This information is believed to be accurate but has not been audited by any third party. This report describes past performance, which may not be indicative of future results. The performance shown does not take account of any commissions and costs charged when subscribing to and redeeming units. The company does not accept any liability for actions taken on the basis of the information provided. Please see the current full sales prospectus for information on opportunities and risks.

