

# Partners Group Listed Investments SICAV - Listed Infrastructure - EUR (I - Dist.)

Monthly report as of 30 April 2023

## Fund objectives

Partners Group Listed Investments SICAV – Listed Infrastructure fund provides access to the asset class infrastructure. The Fund invests in companies which make infrastructure investments and are listed on major stock exchanges. Out of an investment universe of over 300 companies worldwide, the fund management actively screens a target list of around 100 companies. Partners Group has been a signatory since 2008 of the United Nations Principles for Responsible Investment and the Fund follows an SRI approach, evaluating each investment opportunity in terms of environmental, social and governance standards.

## Monthly comment

In April, the Partners Group Listed Investments SICAV - Listed Infrastructure Fund developed positively and outperformed its benchmark, while global equity markets staged a modest recovery following the volatility experienced the previous month. The Fund demonstrated its stable characteristics and rewarded our focus on companies within our portfolio that can deliver earnings growth in a rising inflation and a feeble economic growth scenario. Within the portfolio, toll roads, airports and waste operators all delivered healthy performance driven by Q1 earnings, while social infrastructure was the only sub-sector that slightly declined in value. Among regions, aside from Chinese equities, all regions performed positively, led by Brazilian and European equities.

ADP, the French airport operator and portfolio's best performing company in April, delivered a robust revenue growth of 41% year-on-year for Q1. Revenues across all segments increased strongly and exceeded expectations. This result was a particularly impressive surprise considering the passenger numbers from China remaining low. The company has not yet increased guidance, however, we expect management to upgrade it later in the year if passenger numbers continue to recover well.

Vinci, the French toll road operator also delivered strong results in Q1, with all segments performing well ahead of expectations. The Concessions segment, which reports on its toll road and airport operations, grew by 24% year-on-year, which is also the highest growth rate in the group. Encouragingly, the orders intake and the order book remain in a very healthy position for the rest of the year. The company has maintained its guidance for the rest of the financial year, with revenue and net income expected to be higher than in 2022 despite rising cost pressures.

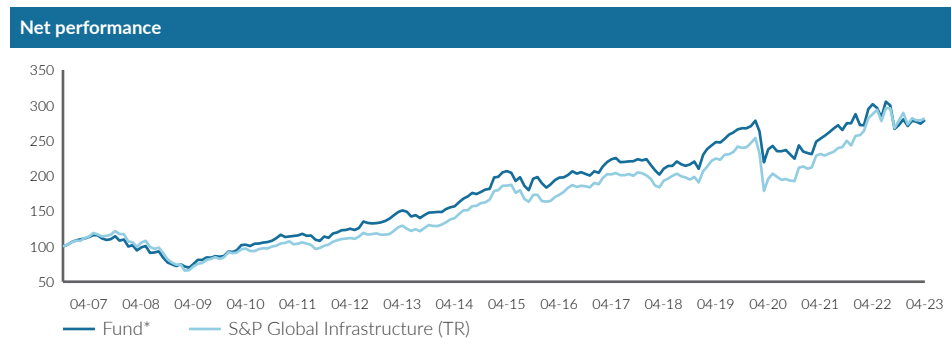
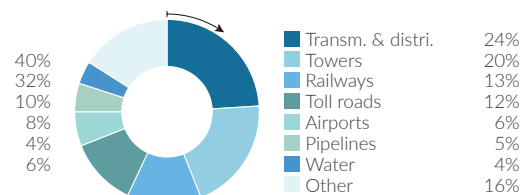
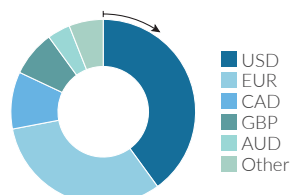
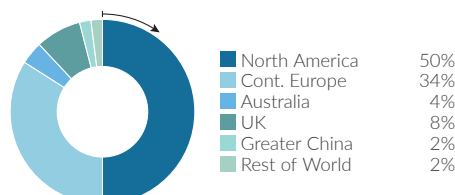
Finally, Republic Services, the US waste management operator, reported very strong Q1 results. While volumes have grown at low single digits, pricing on the other hand has delivered high single digit growth, bringing the overall revenues higher by nearly 10% during the quarter. This bodes well for the company in a high inflation environment as it demonstrates its pricing power in its core business. Following the strong start, the company also slightly raised its guidance for the current fiscal year.

Fund facts	
Inception date	23/10/2006
Asset manager	Partners Group AG
Fund domicile	Luxembourg
Fund currency	EUR
Share class currency	EUR
Minimum initial investment amount	EUR 1m
Close of financial year	31 December
Total net assets	EUR 741.2m
Management fee in % p.a.	1.15
Distributions	Distributing
Last distribution	08/03/2023
Distribution value	EUR 3.23
Valor no.	2673955
ISIN	LU0263854407
Bloomberg ticker	PGLINIA LX
WKN	AOKET2

Price development	
Price per unit 28/04/2023	EUR 163.24
Price per unit 31/03/2023	EUR 160.20
Change (total return)	1.9%
Investment level	100%

Top 5 holdings	
	in % of NAV
Cellnex	7.66
Vinci	7.14
American Tower	5.10
American Water Works	4.55
Terna-Rete Elettrica Nazionale	4.42
<b>Total</b>	<b>28.87</b>

## Fund allocation



Performance in %	1 month %	YTD %	1 year %	3 years %	5 years %	since inception %	since inception % p. a.
Fund*	1.9	3.2	-7.4	17.5	32.9	177.1	6.4
S&P Global Infrastructure (TR)	1.0	3.1	-2.1	43.7	45.8	180.6	6.4

Performance in %	2013	2014	2015	2016	2017	2018	2019	2020	2021	2022
Fund*	9.4	22.0	4.4	8.9	8.4	-6.1	28.8	-13.4	22.7	-5.9
S&P Global Infrastructure (TR)	10.4	29.9	-2.4	16.4	5.5	-5.1	30.8	-15.1	20.4	6.4

Volatility in % (annualized)	1 year	3 years	5 years	since inception
Fund*	15.2	13.6	15.7	14.0
S&P Global Infrastructure (TR)	13.2	13.8	17.7	15.8

\*Total return

Note: This share class is approved for distribution in Belgium, Ireland, Switzerland, Austria, Denmark, Finland, France, Germany, Liechtenstein, Luxembourg, Netherlands, Norway, Singapore, Spain, Sweden, United Kingdom. In all other countries, the Fund may not be publicly distributed.



**Partners Group**  
REALIZING POTENTIAL IN PRIVATE MARKETS

## Partners Group Listed Investments SICAV - Listed Infrastructure - EUR (I - Dist.)

Monthly report as of 30 April 2023

### Definitions

This monthly report is produced based on information available on the last working day of the month.

#### Infrastructure

The term 'infrastructure' comprises all durable capital goods which ensure the proper development of an economy. They comprise transportation infrastructure assets such as roads, airports, railways, harbours, tunnels and bridges. However, they also include assets of the communication infrastructure, such as TV and radio transmission systems, antennas and transmission towers for mobile phones, satellite systems and cable networks. Infrastructure also refers to utility assets in the fields of energy and water, such as energy facilities for power generation and distribution, of gas and oil exploration and distribution, as well as other water supply and distribution facilities, including desalination plants and sewage treatment facilities. Finally, infrastructure also includes the provision of services in the fields of education and health, as well as public sector building facilities (social infrastructure).

#### Listed infrastructure

A 'listed infrastructure' company is listed on a stock exchange and its purpose is investing in infrastructure assets.

#### Total return

Total return is calculated according the standard BVI-method of the Bundesverband Investment and Asset Management.

### Contact details

#### Asset manager:

Partners Group AG  
Zugerstrasse 57  
6341 Baar-Zug  
Switzerland

**T** +41 (0)41 784 60 00  
[www.pgliquids.com](http://www.pgliquids.com)

#### Investor relations:

Partners Group AG  
Andreea Mateescu  
Zugerstrasse 57  
6341 Baar-Zug / Schweiz

**T** +41 (0)41 784 66 73  
[listedinvestments@partnersgroup.com](mailto:listedinvestments@partnersgroup.com)

This is an advertising document. The state of the origin of the fund is Luxembourg. In Switzerland, the representative is ACOLIN Fund Services AG, Leutschenbachstrasse 50, CH-8050 Zurich, whilst the paying agent is Credit Suisse (Switzerland) Ltd., Paradeplatz 8, CH-8001 Zurich. The full offering documentation including, the prospectus or offering memorandum, the key information document (KID), the fund rules, as well as the annual and bi-annual reports ("Full offering documentation"), as the case may be, may be obtained free of charge from <https://www.credit-suisse.com/microsites/multiconcept/en.html> or from the representative in Switzerland. KID is available in English. Prospectus is available in English. A summary of investor rights for investing in Luxembourg can be obtained via [www.cssf.lu/en/consumer/](http://www.cssf.lu/en/consumer/), local laws relating to investor rights may apply.

The alternative investment fund manager or the management company, as applicable, may decide to terminate local arrangements for the marketing of the shares/units of a fund, including terminating registrations or notifications with the local supervisory authority. Past performance is no indication of current or future performance. The performance data do not take account of the commissions and costs incurred on the issue and redemption of units. If the currency of a financial product and/or its costs is different from your reference currency, the return and cost may increase or decrease as a result of currency fluctuations.

Partners Group Listed Investments SICAV, 5, rue Jean Monnet, 2180 Luxembourg, Grand Duchy of Luxembourg, R.C.S. Luxembourg B 143187

This document is not intended to be an investment advertisement or sales instrument; it constitutes neither an offer nor an attempt to solicit offers for the product described herein. The sole basis for the purchase of shares are the sales documents (the current sales prospectus incl. articles of association and the annual- and semi-annual reports). This report was prepared using financial information contained in the company's books and records as of the reporting date. This information is believed to be accurate but has not been audited by any third party. This report describes past performance, which may not be indicative of future results. The performance shown does not take account of any commissions and costs charged when subscribing to and redeeming units. The company does not accept any liability for actions taken on the basis of the information provided. Please see the current full sales prospectus for information on opportunities and risks.



**Partners Group**  
REALIZING POTENTIAL IN PRIVATE MARKETS