

Monthly report as of 30 April 2022

Fund objectives

Partners Group Listed Investments SICAV – Listed Infrastructure fund provides access to the asset class infrastructure. The Fund invests in companies which make infrastructure investments and are listed on major stock exchanges. Out of an investment universe of over 300 companies worldwide, the fund management actively screens a target list of around 100 companies. Partners Group has been a signatory since 2008 of the United Nations Principles for Responsible Investment and the Fund follows an SRI approach, evaluating each investment opportunity in terms of environmental, social and governance standards.

Monthly comment

Equity markets remained volatile during April as investors' concerns were centered around rising inflation, higher interest rates and slowing growth. Macroeconomic concerns overshadowed the solid Q1 earnings season, with most results ahead of estimates. Interest rates expectations also increased meaningfully during the month, with the US 10Y yield reaching nearly 3%. Despite the uncertain macroeconomic environment, the Partners Group Listed Investments SICAV - Listed Infrastructure performed positively. Within transportation sector, the best performing sub-sector was represented by toll roads, as operators continue to benefit from strong traffic and inflation-linked tariffs. On the other hand, railways performed poorly, as investors are concerned about slowing economic growth and a tight labor market. In terms of regions, Australia was the main positive contributor, while China and emerging markets continued to be weak.

One of the best performers was the European toll road operator Atlantia. The company received a take-private offer from its largest shareholder, the Benetton Family, in a consortium with Blackstone. The offer came shortly after Atlantia finalized the disposal of Aspi, its Italian toll road subsidiary, and was at approximately 24% premium to the unaffected share price. Most analysts now expect that the current offer will be accepted by shareholders considering the existing large stake in Atlantia.

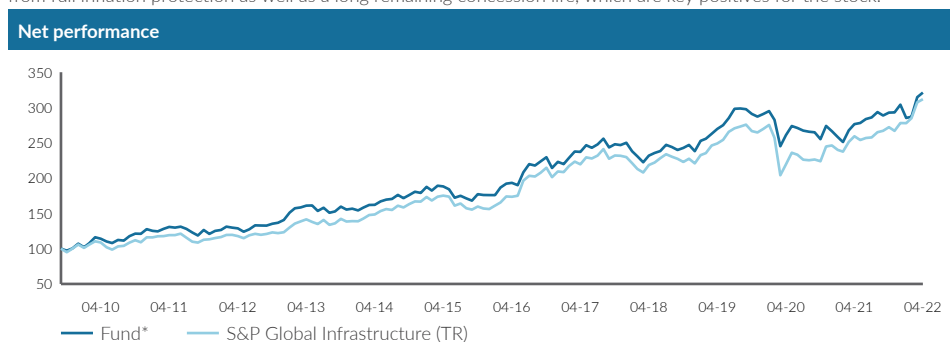
In contrast, the largest US railway company, Union Pacific, did not convince investors despite posting solid Q1 results. The company is affected by a tight labor market, as well as network congestion around ports, given high freight volumes. We maintain our positive view on Union Pacific as both pricing and commodity volumes continue to be strong.

Finally, the Australian toll road operator Transurban performed well during the month, as traffic continued to improve in March despite the adverse weather events. Although Transurban has lagged its European peers, there is potential for further traffic normalization in Australia with lessening domestic restrictions. The toll road operator also benefits from full inflation protection as well as a long remaining concession life, which are key positives for the stock.

Fund facts	
Inception date	14/09/2009
Asset manager	Partners Group AG
Fund domicile	Luxembourg
Fund currency	EUR
Share class currency	GBP
Minimum initial investment amount	GBP 1m
Close of financial year	31 December
Total net assets	GBP 733.6m
Management fee in % p.a.	1.15
Distributions	Distributing
Last distribution	21/03/2022
Distribution value	GBP 4.50
Valor no.	10137962
ISIN	LU0424512662
Bloomberg ticker	PGLIGBP LX
WKN	AORMTM

Price development	
Price per unit 29/04/2022	GBP 224.76
Price per unit 31/03/2022	GBP 220.23
Change (total return)	2.1%
Investment level	99%

Top 5 holdings	
	in % of NAV
Cellnex	7.25
Vinci	6.83
American Tower	5.23
Crown Castle International	4.73
American Water Works	4.52
Total	28.56



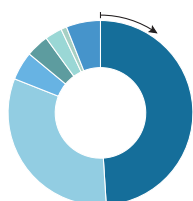
Performance in %	1 month %	YTD %	1 year %	3 years %	5 years %	since inception %	since inception % p. a.
Fund*	2.1	5.6	16.2	19.1	35.4	234.6	10.0
S&P Global Infrastructure (TR)	1.4	12.2	20.3	25.2	42.0	228.0	9.9

Performance in %	2012	2013	2014	2015	2016	2017	2018	2019	2020	2021
Fund*	12.3	11.4	14.2	-1.7	26.8	12.1	-4.8	22.1	-8.4	14.1
S&P Global Infrastructure (TR)	7.1	12.9	20.5	-7.3	34.8	9.7	-4.1	23.5	-10.3	12.9

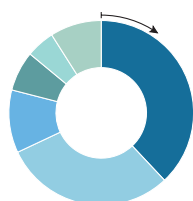
Volatility in % (annualized)	1 year	3 years	5 years	since inception
Fund*	10.1	16.7	14.4	12.8
S&P Global Infrastructure (TR)	10.2	19.8	16.6	14.3

*Total return

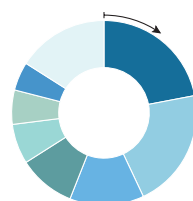
Fund allocation



North America	49%
Cont. Europe	32%
Australia	5%
UK	4%
Greater China	3%
Rest of Asia	1%
Rest of World	6%



USD	38%
EUR	30%
CAD	11%
GBP	7%
AUD	5%
Other	9%



Towers	22%
Transm. & distri.	21%
Railways	13%
Toll roads	10%
Airports	7%
Water	6%
Pipelines	5%
Other	16%

Note: This share class is approved for distribution in Ireland, Switzerland, Austria, Denmark, Finland, France, Germany, Liechtenstein, Luxembourg, Netherlands, Norway, Singapore, Spain, Sweden, United Kingdom. In all other countries, the Fund may not be publicly distributed.



Definitions

This monthly report is produced based on information available on the last working day of the month.

Infrastructure

The term 'infrastructure' comprises all durable capital goods which ensure the proper development of an economy. They comprise transportation infrastructure assets such as roads, airports, railways, harbours, tunnels and bridges. However, they also include assets of the communication infrastructure, such as TV and radio transmission systems, antennas and transmission towers for mobile phones, satellite systems and cable networks. Infrastructure also refers to utility assets in the fields of energy and water, such as energy facilities for power generation and distribution, of gas and oil exploration and distribution, as well as other water supply and distribution facilities, including desalination plants and sewage treatment facilities. Finally, infrastructure also includes the provision of services in the fields of education and health, as well as public sector building facilities (social infrastructure).

Listed infrastructure

A 'listed infrastructure' company is listed on a stock exchange and its purpose is investing in infrastructure assets.

Total return

Total return is calculated according the standard BVI-method of the Bundesverband Investment and Asset Management.

Contact details

Asset manager:

Partners Group AG
Zugerstrasse 57
6341 Baar-Zug
Switzerland

T +41 (0)41 784 60 00
www.pgliquids.com

Investor relations:

Partners Group AG
Fabian Berchtold
Zugerstrasse 57
6341 Baar-Zug / Schweiz

T +41 (0)41 784 62 97
listedinvestments@partnersgroup.com

This is an advertising document. The state of the origin of the fund is Luxembourg. In Switzerland, the representative is ACOLIN Fund Services AG, Leutschenbachstrasse 50, CH-8050 Zurich, whilst the paying agent is Credit Suisse (Switzerland) Ltd., Paradeplatz 8, CH-8001 Zurich. The full offering documentation including, the prospectus or offering memorandum, the key investor information document (KIID) or the key information document (KID), the fund rules, as well as the annual and bi-annual reports ("Full offering documentation"), as the case may be, may be obtained free of charge from <https://www.credit-suisse.com/microsites/multiconcept/en.html> or from the representative in Switzerland. KIID/KID is available in English, Prospectus is available in English. A summary of investor rights for investing in Luxembourg can be obtained via www.cssf.lu/en/consumer/, local laws relating to investor rights may apply. The alternative investment fund manager or the management company, as applicable, may decide to terminate local arrangements for the marketing of the shares/units of a fund, including terminating registrations or notifications with the local supervisory authority. Past performance is no indication of current or future performance. The performance data do not take account of the commissions and costs incurred on the issue and redemption of units.

Partners Group Listed Investments SICAV, 5, rue Jean Monnet, 2180 Luxembourg, Grand Duchy of Luxembourg, R.C.S. Luxembourg B 143187

This document is not intended to be an investment advertisement or sales instrument; it constitutes neither an offer nor an attempt to solicit offers for the product described herein. The sole basis for the purchase of shares are the sales documents (the current sales prospectus incl. articles of association and the annual- and semi-annual reports). This report was prepared using financial information contained in the company's books and records as of the reporting date. This information is believed to be accurate but has not been audited by any third party. This report describes past performance, which may not be indicative of future results. The performance shown does not take account of any commissions and costs charged when subscribing to and redeeming units. The company does not accept any liability for actions taken on the basis of the information provided. Please see the current full sales prospectus for information on opportunities and risks.

