

# Partners Group Listed Investments SICAV - Listed Infrastructure - USD (I - Acc.)

Monthly report as of 31 May 2018

## Fund objectives

Partners Group Listed Investments SICAV – Listed Infrastructure fund provides access to the asset class infrastructure. The Fund invests in companies which make infrastructure investments and are listed on major stock exchanges. Out of an investment universe of over 280 companies worldwide, the fund management actively screens a target list of around 100 companies, which fit the minimum criteria.

## Monthly comment

In May, GDP-sensitive stocks profited from the easing of trade tensions between the US and China within Partners Group Listed Investments SICAV – Listed Infrastructure. Especially, railway operators and waste management companies increased on the back of this development.

One of the top performers during the month was the US railway operator Union Pacific. The company reported a volume growth of 2% for the past quarter compared to Q1 2017. Furthermore, the company made progress in reducing its operating ratio. The growing freight volumes in the railroad sector were also one of the reasons for the positive performance of Canadian National. Overall, the railroad sector benefited from the positive economic momentum and better prospects of raising prices above cost inflation, due to shortage of truck capacity.

Meanwhile, the positive performance was partially offset by the political uncertainty in Italy. This resulted, in the view of the asset manager, to an overreaction on the European stock markets. Elsewhere, the Brazilian water and waste management company Sabesp, reported results below expectations, which led to a decline in the share price.

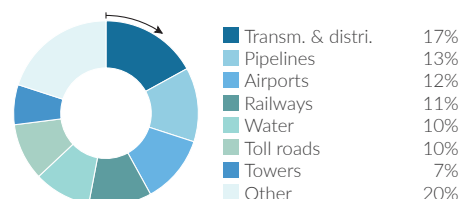
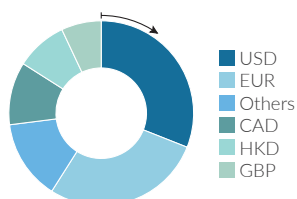
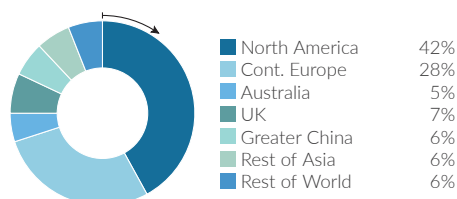
Finally, the shares of the Canadian pipeline operator Enbridge showed a positive performance during the reporting month. The company reported promising Q1 results and made further progress on its deleveraging target. Market participants also welcomed the fact that Enbridge wants to consolidate its four subsidiaries in order to reduce the complexity of its corporate structure.

Fund facts	
Inception date	03/08/2011
Asset manager	Partners Group AG
Fund domicile	Luxembourg
Fund currency	EUR
Share class currency	USD
Minimum initial investment amount	USD 1m
Close of financial year	31 December
Total net assets	USD 695.1m
Management fee in % p.a.	1.15
Distributions	Accumulating
Valor no.	12894654
ISIN	LU0617149520
Bloomberg ticker	PGLIUSI LX
WKN	A1JJLP

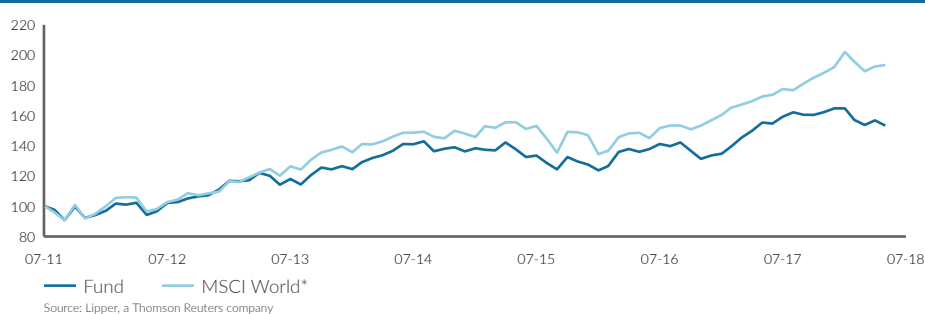
Price development	
Price per unit 31/05/2018	USD 153.26
Price per unit 30/04/2018	USD 156.71
Change	-2.2%
Investment level	99%

Top 5 holdings	
	in % of NAV
Vinci	5.71
Enbridge	4.76
Union Pacific	4.11
Republic Services	4.04
American Water Works	4.00
<b>Total</b>	<b>22.62</b>

## Fund allocation



## Net performance



Performance in %	1 month %	YTD %	1 year %	3 years %	5 years %	since inception %
Fund	-2.2	-6.9	-1.3	11.4	27.7	53.3
MSCI World*	0.5	0.7	12.1	24.3	55.2	90.3

Volatility in % (annualized)	1 year	3 years	5 years	since inception
Fund	8.5	11.0	10.4	11.8
MSCI World*	9.0	11.3	10.7	12.7

\*MSCI World (NR) (NAV T-1)

Note: This share class is approved for distribution in Belgium, Ireland, Switzerland, Austria, Denmark, Finland, France, Germany, Luxembourg, Netherlands, Norway, Singapore, Spain, Sweden, United Kingdom. In all other countries, the Fund may not be publicly distributed.



**Partners Group**  
REALIZING POTENTIAL IN PRIVATE MARKETS

## Definitions

This monthly report is produced based on information available on the last working day of the month.

### Infrastructure

The term 'infrastructure' comprises all durable capital goods which ensure the proper development of an economy. They comprise transportation infrastructure assets such as roads, airports, railways, harbours, tunnels and bridges. However, they also include assets of the communication infrastructure, such as TV and radio transmission systems, antennas and transmission towers for mobile phones, satellite systems and cable networks. Infrastructure also refers to utility assets in the fields of energy and water, such as energy facilities for power generation and distribution, of gas and oil exploration and distribution, as well as other water supply and distribution facilities, including desalination plants and sewage treatment facilities. Finally, infrastructure also includes the provision of services in the fields of education and health, as well as public sector building facilities (social infrastructure).

### Listed infrastructure

A 'listed infrastructure' company is listed on a stock exchange and its purpose is investing in infrastructure assets.

### Total return

Total return is calculated according the standard BVI-method of the Bundesverband Investment and Asset Management.

## Contact details

### Asset manager:

Partners Group AG  
Zugerstrasse 57  
6341 Baar-Zug  
Switzerland

T +41 (0)41 784 60 00  
www.pgliquids.com

### Investor relations:

Partners Group AG  
Philipp Kuny  
Zugerstrasse 57  
6341 Baar-Zug / Schweiz

T +41 (0)41 784 68 14  
listedinvestments@partnersgroup.com

The relevant articles of incorporation, prospectus, key investor information document (KIID) and the latest annual/semi-annual reports are available free of charge from the fund's representative in Switzerland, ACOLIN Fund Services AG, Affolternstrasse 56, CH-8050 Zürich. The paying agent in Switzerland is: Credit Suisse (Switzerland) AG, Paradeplatz 8, CH-8001 Zürich.

Partners Group Listed Investments SICAV, 5, rue Jean Monnet, L-2180 Luxembourg, Grand Duchy of Luxembourg, R.C.S. Luxembourg B 143187

This document is not intended to be an investment advertisement or sales instrument; it constitutes neither an offer nor an attempt to solicit offers for the product described herein. The sole basis for the purchase of shares are the sales documents (the current sales prospectus incl. articles of association and the annual- and semi-annual reports). This report was prepared using financial information contained in the company's books and records as of the reporting date. This information is believed to be accurate but has not been audited by any third party. This report describes past performance, which may not be indicative of future results. The performance shown does not take account of any commissions and costs charged when subscribing to and redeeming units. The company does not accept any liability for actions taken on the basis of the information provided. Please see the current full sales prospectus for information on opportunities and risks.

