

Partners Group Listed Investments SICAV - Listed Infrastructure - CHF (C - Acc.)

Monthly report as of 30 September 2020

Fund objectives

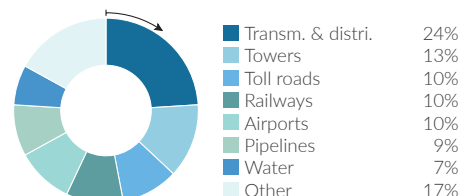
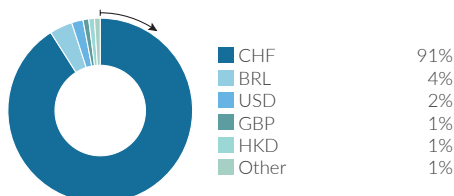
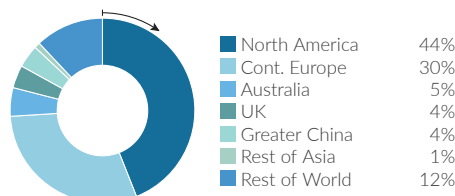
Partners Group Listed Investments SICAV - Listed Infrastructure fund provides access to the asset class infrastructure. The Fund invests in companies which make infrastructure investments and are listed on major stock exchanges. Out of an investment universe of over 300 companies worldwide, the fund management actively screens a target list of around 100 companies. Partners Group has been a signatory since 2008 of the United Nations Principles for Responsible Investment and the Fund follows an SRI approach, evaluating each investment opportunity in terms of environmental, social and governance standards.

Fund facts	
Inception date	18/05/2015
Asset manager	Partners Group AG
Fund domicile	Luxembourg
Fund currency	EUR
Share class currency	CHF
Minimum initial investment amount	None
Close of financial year	31 December
Total net assets	CHF 753.5m
Management fee in % p.a.	1.15
Distributions	Accumulating
Valor no.	28025018
ISIN	LU1225718664
Bloomberg ticker	PGLICCA LX
WKN	A14SFT

Price development	
Price per unit 30/09/2020	CHF 112.95
Price per unit 31/08/2020	CHF 116.19
Change	-2.8%
Investment level	99%

Top 5 holdings	
	in % of NAV
Vinci	6.34
Crown Castle International	4.95
American Water Works	4.51
Canadian Railway	4.44
Terna	4.34
Total	24.58

Fund allocation



Monthly comment

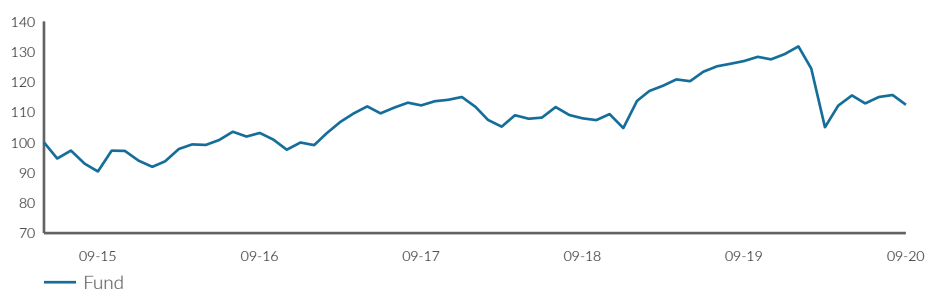
In September, the Partners Group Listed Investments SICAV - Listed Infrastructure decreased in value but performed in line with the global equity markets which remained weak. There were no major events during the month, except the resurgence of Covid-19 in major economies and an increasing focus on the US election. During the reporting period, the regulated utilities, water, and social infrastructure performed better, while the more GDP-sensitive sectors, such as transport underperformed. Against this backdrop, pipelines fell as a result of the expectation for lower energy demand.

National Grid, a UK grid operator, was the best performer in the portfolio, as the news that the Competition and Markets Authority (CMA) increased the regulated return for four private water companies in the UK increased the expectation that power utilities could also expect more favourable decision from Ofgem in December 2020.

In contrast, Beijing Airport, the Chinese airport operator, struggled during the month as August passenger numbers remained weak, with a growing risk of a lockdown in Beijing as cases are rising again.

Finally, another positive performer was Transurban. The Australian toll road operator benefited from the fact that restrictions were eased in Melbourne, which contributes to nearly a third of the company's EBITDA. Furthermore, its growth pipeline remains intact with large earnings growth expected over the next 3-4 years as many new projects are put into operation.

Net performance



Performance in %	1 month %	YTD %	1 year %	3 years %	5 years %	since inception %
Fund	-2.8	-13.0	-11.4	0.2	24.4	13.0

Volatility in % (annualized)	1 year	3 years	5 years	since inception
Fund	25.0	16.0	14.0	14.0

Note: This share class is approved for distribution in Belgium, Switzerland, Finland, Germany, Liechtenstein, Luxembourg, Netherlands, Singapore, Spain, Sweden. In all other countries, the Fund may not be publicly distributed.



Definitions

This monthly report is produced based on information available on the last working day of the month.

Infrastructure

The term 'infrastructure' comprises all durable capital goods which ensure the proper development of an economy. They comprise transportation infrastructure assets such as roads, airports, railways, harbours, tunnels and bridges. However, they also include assets of the communication infrastructure, such as TV and radio transmission systems, antennas and transmission towers for mobile phones, satellite systems and cable networks. Infrastructure also refers to utility assets in the fields of energy and water, such as energy facilities for power generation and distribution, of gas and oil exploration and distribution, as well as other water supply and distribution facilities, including desalination plants and sewage treatment facilities. Finally, infrastructure also includes the provision of services in the fields of education and health, as well as public sector building facilities (social infrastructure).

Listed infrastructure

A 'listed infrastructure' company is listed on a stock exchange and its purpose is investing in infrastructure assets.

Total return

Total return is calculated according the standard BVI-method of the Bundesverband Investment and Asset Management.

Contact details

Asset manager:

Partners Group AG
Zugerstrasse 57
6341 Baar-Zug
Switzerland

T +41 (0)41 784 60 00
www.pgliquids.com

Investor relations:

Partners Group AG
Fabian Berchtold
Zugerstrasse 57
6341 Baar-Zug / Schweiz

T +41 (0)41 784 62 97
listedinvestments@partnersgroup.com

This is an advertising document. The state of the origin of the fund is Luxembourg. In Switzerland, the representative is ACOLIN Fund Services AG, Leutschenbachstrasse 50, CH-8050 Zurich, whilst the paying agent is Credit Suisse (Switzerland) Ltd., Paradeplatz 8, CH-8001 Zurich. The prospectus, the key information documents or the key investor information documents, the articles of association as well as the annual and semi-annual reports may be obtained free of charge from the representative. Past performance is no indication of current or future performance. The performance data do not take account of the commissions and costs incurred on the issue and redemption of units.

Partners Group Listed Investments SICAV, 5, rue Jean Monnet, 2180 Luxembourg, Grand Duchy of Luxembourg, R.C.S. Luxembourg B 143187

This document is not intended to be an investment advertisement or sales instrument; it constitutes neither an offer nor an attempt to solicit offers for the product described herein. The sole basis for the purchase of shares are the sales documents (the current sales prospectus incl. articles of association and the annual- and semi-annual reports). This report was prepared using financial information contained in the company's books and records as of the reporting date. This information is believed to be accurate but has not been audited by any third party. This report describes past performance, which may not be indicative of future results. The performance shown does not take account of any commissions and costs charged when subscribing to and redeeming units. The company does not accept any liability for actions taken on the basis of the information provided. Please see the current full sales prospectus for information on opportunities and risks.

