

# Partners Group Listed Investments SICAV - Listed Infrastructure - EUR (C - Acc.)

Monthly report as of 31 August 2020

## Fund objectives

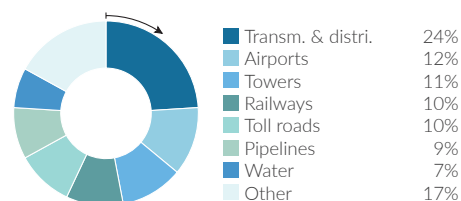
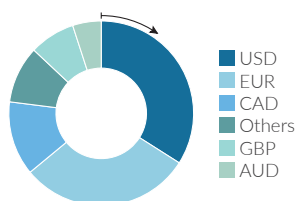
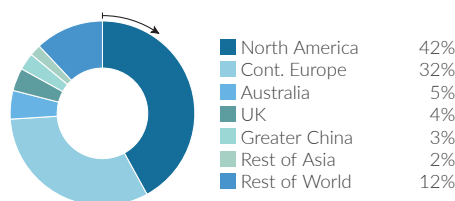
Partners Group Listed Investments SICAV - Listed Infrastructure fund provides access to the asset class infrastructure. The Fund invests in companies which make infrastructure investments and are listed on major stock exchanges. Out of an investment universe of over 300 companies worldwide, the fund management actively screens a target list of around 100 companies. Partners Group has been a signatory since 2008 of the United Nations Principles for Responsible Investment and the Fund follows an SRI approach, evaluating each investment opportunity in terms of environmental, social and governance standards.

Fund facts	
Inception date	20/05/2015
Asset manager	Partners Group AG
Fund domicile	Luxembourg
Fund currency	EUR
Share class currency	EUR
Minimum initial investment amount	None
Close of financial year	31 December
Total net assets	EUR 749.9m
Management fee in % p.a.	1.15
Distributions	Accumulating
Valor no.	28023438
ISIN	LU1225718409
Bloomberg ticker	PGLIECA LX
WKN	A14SFS

Price development	
Price per unit 31/08/2020	EUR 116.17
Price per unit 31/07/2020	EUR 115.32
Change	0.7%
Investment level	99%

Top 5 holdings	
	in % of NAV
Vinci	6.83
Canadian Railway	4.48
Republic Services	4.32
Terna	4.17
American Water Works	4.09
<b>Total</b>	<b>23.89</b>

## Fund allocation



## Monthly comment

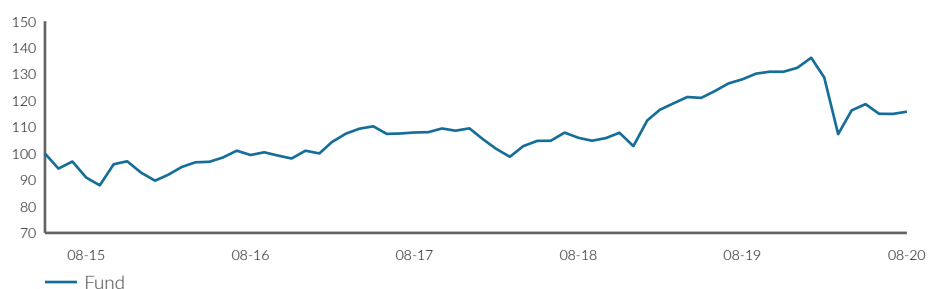
In August, the Partners Group Listed Investments SICAV - Listed Infrastructure increased in value, however behind the global equity markets which performed strongly, with some global indices having almost fully recovered the losses from the sell-off earlier in the year. Meanwhile, we saw some rebound in the transport sector, with airports and railways being the top performers this month. However, the regulated transmission & distribution companies, as well as the water sector, lagged as investors seemed to have shifted towards more cyclical stocks. On a regional basis, European stocks performed well, but emerging markets were overall weak.

The portfolio's best performing companies were airports, as stocks recovered meaningfully in August after a challenging month in July. Though traffic numbers are still down significantly, some travel restrictions have been eased further and there is potential for improvement in passenger numbers in the second half of the year. Against this background Flughafen Zurich posted solid Q2 results ahead of consensus estimates.

Elsewhere, Sabesp a Brazilian water and waste management company, decreased in value in August. The company's share price suffered on the back of the Sao Paulo government announcing that the company will not be privatised for the time being, but rather added to the state's capitalisation program. This was taken negatively by the market as privatisation was expected.

Finally, Union Pacific Corp has been amongst the strongest portfolio companies this year, and also rose in value last month. The company announced that it expects its 2020 operating ratio to improve, anticipating the year's productivity and pricing gains to outpace an estimated 10% decline in carload volumes.

## Net performance



Performance in %	1 month %	YTD %	1 year %	3 years %	5 years %	since inception %
Fund	0.7	-12.5	-9.6	7.3	27.4	16.2

Volatility in % (annualized)	1 year	3 years	5 years	since inception
Fund	25.5	16.4	14.7	14.9

Note: This share class is approved for distribution in Belgium, Switzerland, Finland, Germany, Liechtenstein, Luxembourg, Netherlands, Singapore, Spain, Sweden. In all other countries, the Fund may not be publicly distributed.



## Definitions

This monthly report is produced based on information available on the last working day of the month.

### Infrastructure

The term 'infrastructure' comprises all durable capital goods which ensure the proper development of an economy. They comprise transportation infrastructure assets such as roads, airports, railways, harbours, tunnels and bridges. However, they also include assets of the communication infrastructure, such as TV and radio transmission systems, antennas and transmission towers for mobile phones, satellite systems and cable networks. Infrastructure also refers to utility assets in the fields of energy and water, such as energy facilities for power generation and distribution, of gas and oil exploration and distribution, as well as other water supply and distribution facilities, including desalination plants and sewage treatment facilities. Finally, infrastructure also includes the provision of services in the fields of education and health, as well as public sector building facilities (social infrastructure).

### Listed infrastructure

A 'listed infrastructure' company is listed on a stock exchange and its purpose is investing in infrastructure assets.

### Total return

Total return is calculated according the standard BVI-method of the Bundesverband Investment and Asset Management.

## Contact details

### Asset manager:

Partners Group AG  
Zugerstrasse 57  
6341 Baar-Zug  
Switzerland

T +41 (0)41 784 60 00  
www.pgliquids.com

### Investor relations:

Partners Group AG  
Fabian Berchtold  
Zugerstrasse 57  
6341 Baar-Zug / Schweiz

T +41 (0)41 784 62 97  
listedinvestments@partnersgroup.com

This is an advertising document. The state of the origin of the fund is Luxembourg. In Switzerland, the representative is ACOLIN Fund Services AG, Leutschenbachstrasse 50, CH-8050 Zurich, whilst the paying agent is Credit Suisse (Switzerland) Ltd., Paradeplatz 8, CH-8001 Zurich. The prospectus, the key information documents or the key investor information documents, the articles of association as well as the annual and semi-annual reports may be obtained free of charge from the representative. Past performance is no indication of current or future performance. The performance data do not take account of the commissions and costs incurred on the issue and redemption of units.

Partners Group Listed Investments SICAV, 5, rue Jean Monnet, 2180 Luxembourg, Grand Duchy of Luxembourg, R.C.S. Luxembourg B 143187

This document is not intended to be an investment advertisement or sales instrument; it constitutes neither an offer nor an attempt to solicit offers for the product described herein. The sole basis for the purchase of shares are the sales documents (the current sales prospectus incl. articles of association and the annual- and semi-annual reports). This report was prepared using financial information contained in the company's books and records as of the reporting date. This information is believed to be accurate but has not been audited by any third party. This report describes past performance, which may not be indicative of future results. The performance shown does not take account of any commissions and costs charged when subscribing to and redeeming units. The company does not accept any liability for actions taken on the basis of the information provided. Please see the current full sales prospectus for information on opportunities and risks.

