

# Partners Group Listed Investments SICAV - Listed Infrastructure - CHF (P - Acc.)

Monthly report as of 31 August 2021

## Fund objectives

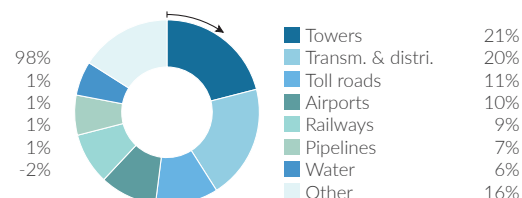
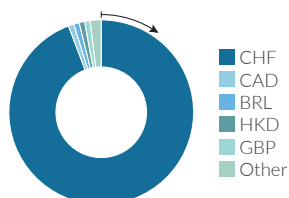
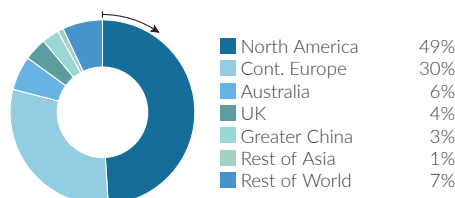
Partners Group Listed Investments SICAV – Listed Infrastructure fund provides access to the asset class infrastructure. The Fund invests in companies which make infrastructure investments and are listed on major stock exchanges. Out of an investment universe of over 300 companies worldwide, the fund management actively screens a target list of around 100 companies. Partners Group has been a signatory since 2008 of the United Nations Principles for Responsible Investment and the Fund follows an SRI approach, evaluating each investment opportunity in terms of environmental, social and governance standards.

Fund facts	
Inception date	20/11/2012
Asset manager	Partners Group AG
Fund domicile	Luxembourg
Fund currency	EUR
Share class currency	CHF
Minimum initial investment amount	None
Close of financial year	31 December
Total net assets	CHF 886.2m
Management fee in % p.a.	1.95
Distributions	Accumulating
Valor no.	13664403
ISIN	LU0661297050
Bloomberg ticker	PGLIUCP LX
WKN	A1JD5R

Price development	
Price per unit 31/08/2021	CHF 168.80
Price per unit 30/07/2021	CHF 166.26
Change	1.5%
Investment level	99%

Top 5 holdings	
	in % of NAV
Cellnex	7.15
Vinci	6.93
American Tower	5.49
American Water Works	4.83
Crown Castle International	4.75
<b>Total</b>	<b>29.15</b>

## Fund allocation



Note: This share class is approved for distribution in Belgium, Ireland, Switzerland, Austria, Denmark, Finland, France, Germany, Liechtenstein, Luxembourg, Netherlands, Norway, Singapore, Spain, Sweden, United Kingdom. In all other countries, the Fund may not be publicly distributed.

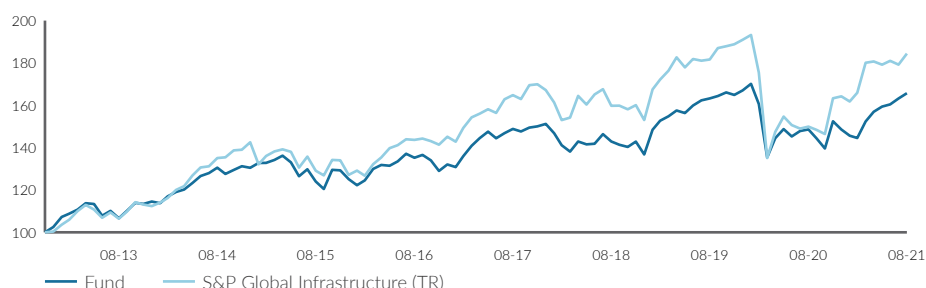
## Monthly comment

Global equity markets continued their strong run in August, largely supported by Fed's dovish statements on the trajectory of the rise in interest rates. While the Fed is expected to taper its stimulus package beginning later this year, interest rates are presumed to remain low. The European yields ended the month on a strong note, largely because of inflation rising ahead of expectations, which represented a setback for European stocks. The Partners Group Listed Investments SICAV - Listed Infrastructure continued its good performance in August. In particular, the stable sectors such as regulated water, waste operators and communication towers all generated strong performance, whereas pipelines were weak.

Orsted, the global leader in developing, constructing, and managing offshore wind farms was among the best performers in August. The share price rose sharply on the back of a few positive news. The South Fork Wind Farm that Orsted is seeking to build on the east coast of the US, received a final environmental impact statement, paving the way for possible construction in September. Furthermore, the 6th IPCC (Intergovernmental Panel on Climate Change) report sent a strong warning signal, concluding that the world will not be able to limit global warming to even 2°C unless there are immediate and large-scale reductions in greenhouse gas emission. Such findings generated an increasing interest in renewable stocks, which benefitted Orsted.

The Spanish tower operator Cellnex also performed strongly in August. The company presented a healthy set of H1 2021 earnings driven by both organic and inorganic growth. Compared to the same period last year, revenues increased by 47% and adjusted EBITDA rose by 53%. Moreover, the acceleration of BTS (built-to-suit) programs in France and Italy significantly contributed to the strong performance. In addition, the company also raised the 2021 guidance following the faster completion of deals, and reiterated 2025 guidance.

## Net performance



Performance in %	1 month %	YTD %	1 year %	3 years %	5 years %	since inception %	since inception % p. a.
Fund	1.5	11.5	11.5	16.0	22.5	68.8	6.1
S&P Global Infrastructure (TR)	2.9	12.3	23.0	15.4	28.4	87.0	7.4
Volatility in % (annualized)	1 year	3 years	5 years	since inception			
Fund	10.9	16.8	14.0	12.6			
S&P Global Infrastructure (TR)	14.0	21.4	17.7	16.5			



**Partners Group**  
REALIZING POTENTIAL IN PRIVATE MARKETS

# Partners Group Listed Investments SICAV - Listed Infrastructure - CHF (P - Acc.)

Monthly report as of 31 August 2021

## Definitions

This monthly report is produced based on information available on the last working day of the month.

### Infrastructure

The term 'infrastructure' comprises all durable capital goods which ensure the proper development of an economy. They comprise transportation infrastructure assets such as roads, airports, railways, harbours, tunnels and bridges. However, they also include assets of the communication infrastructure, such as TV and radio transmission systems, antennas and transmission towers for mobile phones, satellite systems and cable networks. Infrastructure also refers to utility assets in the fields of energy and water, such as energy facilities for power generation and distribution, of gas and oil exploration and distribution, as well as other water supply and distribution facilities, including desalination plants and sewage treatment facilities. Finally, infrastructure also includes the provision of services in the fields of education and health, as well as public sector building facilities (social infrastructure).

### Listed infrastructure

A 'listed infrastructure' company is listed on a stock exchange and its purpose is investing in infrastructure assets.

### Total return

Total return is calculated according the standard BVI-method of the Bundesverband Investment and Asset Management.

## Contact details

### Asset manager:

Partners Group AG  
Zugerstrasse 57  
6341 Baar-Zug  
Switzerland

T +41 (0)41 784 60 00  
www.pgliquids.com

### Investor relations:

Partners Group AG  
Fabian Berchtold  
Zugerstrasse 57  
6341 Baar-Zug / Schweiz

T +41 (0)41 784 62 97  
listedinvestments@partnersgroup.com

This is an advertising document. The state of the origin of the fund is Luxembourg. In Switzerland, the representative is ACOLIN Fund Services AG, Leutschenbachstrasse 50, CH-8050 Zurich, whilst the paying agent is Credit Suisse (Switzerland) Ltd., Paradeplatz 8, CH-8001 Zurich. The full offering documentation including, the prospectus or offering memorandum, the key investor information document (KIID) or the key information document (KID), the fund rules, as well as the annual and bi-annual reports ("Full offering documentation"), as the case may be, may be obtained free of charge from <https://www.credit-suisse.com/microsites/multiconcept/en.html> or from the representative in Switzerland. KIID/KID is available in English, Prospectus is available in English. A summary of investor rights for investing in Luxembourg can be obtained via [www.cssf.lu/en/consumer/](http://www.cssf.lu/en/consumer/), local laws relating to investor rights may apply. The alternative investment fund manager or the management company, as applicable, may decide to terminate local arrangements for the marketing of the shares/units of a fund, including terminating registrations or notifications with the local supervisory authority. Past performance is no indication of current or future performance. The performance data do not take account of the commissions and costs incurred on the issue and redemption of units.

Partners Group Listed Investments SICAV, 5, rue Jean Monnet, 2180 Luxembourg, Grand Duchy of Luxembourg, R.C.S. Luxembourg B 143187

This document is not intended to be an investment advertisement or sales instrument; it constitutes neither an offer nor an attempt to solicit offers for the product described herein. The sole basis for the purchase of shares are the sales documents (the current sales prospectus incl. articles of association and the annual- and semi-annual reports). This report was prepared using financial information contained in the company's books and records as of the reporting date. This information is believed to be accurate but has not been audited by any third party. This report describes past performance, which may not be indicative of future results. The performance shown does not take account of any commissions and costs charged when subscribing to and redeeming units. The company does not accept any liability for actions taken on the basis of the information provided. Please see the current full sales prospectus for information on opportunities and risks.



**Partners Group**  
REALIZING POTENTIAL IN PRIVATE MARKETS