

Partners Group Listed Investments SICAV - Listed Infrastructure - EUR (P - Acc.)

Monthly report as of 31 December 2022

Fund objectives

Partners Group Listed Investments SICAV – Listed Infrastructure fund provides access to the asset class infrastructure. The Fund invests in companies which make infrastructure investments and are listed on major stock exchanges. Out of an investment universe of over 300 companies worldwide, the fund management actively screens a target list of around 100 companies. Partners Group has been a signatory since 2008 of the United Nations Principles for Responsible Investment and the Fund follows an SRI approach, evaluating each investment opportunity in terms of environmental, social and governance standards.

Monthly comment

Throughout the year, global equity markets faced significant headwinds, led by the onset of war in Ukraine, surging inflation, and rapidly rising interest rates. In an environment where all major indices declined, the Partners Group Listed Investments SICAV - Listed Infrastructure Fund also suffered. However, due to its higher allocation to defensive infrastructure companies, the Fund provided more stability and outperformed the MSCI World index in 2022. In December, volatility persisted, with global equity markets declining close to 5%, driven by concerns regarding further interest rate hikes. The Fund also posted a negative performance, but outperformed broader equity markets given its underweight to weaker sectors such as airports and pipelines.

The portfolio's best performing company in December was China Resources Gas. The Chinese gas distributor continued the strong performance of the previous month as investor sentiment benefitted from the government's move towards reopening the economy. The pickup in commercial and industrial gas volumes and the recent policies on the property market further supports the stock's performance.

In contrast, ADP, the French airport operator, performed weakly during the month. The negative performance was caused by the news that one of its largest shareholders, Royal Schiphol Group, will sell its remaining stake in ADP. The reported traffic figures from ADP for November are up 31% compared to the previous year but 15% lower than in the previous month.

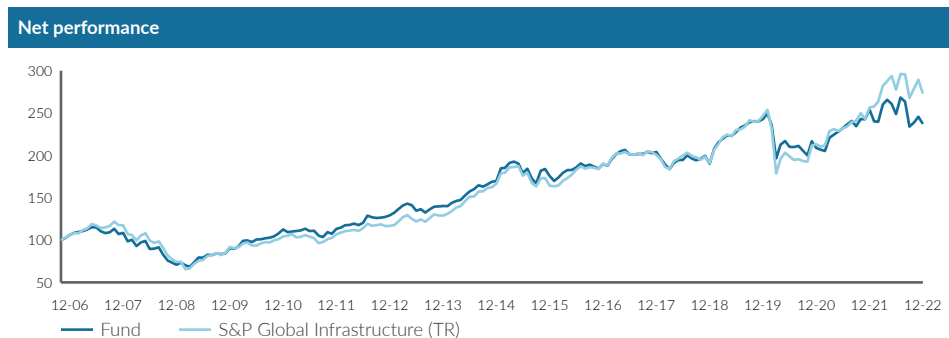
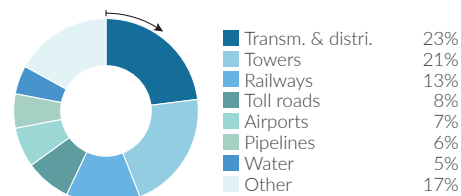
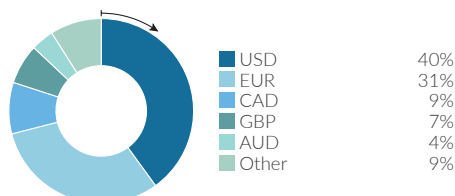
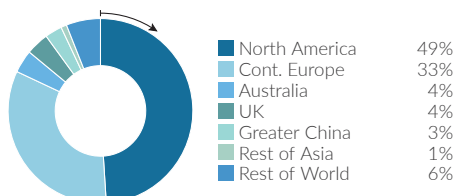
Finally, Orsted, the global leader in developing, constructing, and managing offshore wind farms was among the best performers in December. The company recently announced to partner with a Danish developer for renewable energy projects to build a facility with the capacity to generate 3GW of energy, which would be one of the largest plants in Europe. With the realization of the project, Orsted and its partner could play a key role in the export of renewable hydrogen.

Fund facts	
Inception date	23/10/2006
Asset manager	Partners Group AG
Fund domicile	Luxembourg
Fund currency	EUR
Share class currency	EUR
Minimum initial investment amount	None
Close of financial year	31 December
Total net assets	EUR 743.6m
Management fee in % p.a.	1.95
Distributions	Accumulating
Valor no.	2673962
ISIN	LU0263855479
Bloomberg ticker	PGLINAP LX
WKN	AOKET4

Price development	
Price per unit 30/12/2022	EUR 235.33
Price per unit 30/11/2022	EUR 243.76
Change	-3.5%
Investment level	99%

Top 5 holdings	
	in % of NAV
Vinci	6.77
Cellnex	6.73
American Tower	5.07
American Water Works	4.80
Terna-Rete Elettrica Nazionale	4.64
Total	28.01

Fund allocation



Performance in %	1 month %	YTD %	1 year %	3 years %	5 years %	since inception %	since inception % p. a.
Fund	-3.5	-6.6	-6.6	-2.3	16.2	135.3	5.4
S&P Global Infrastructure (TR)	-5.6	6.4	6.4	10.7	36.1	172.1	6.4

Performance in %	2012	2013	2014	2015	2016	2017	2018	2019	2020	2021
Fund	14.1	8.5	21.0	3.5	8.1	7.5	-6.9	27.8	-14.0	21.7
S&P Global Infrastructure (TR)	9.4	10.4	29.9	-2.4	16.4	5.5	-5.1	30.8	-15.1	20.4

Volatility in % (annualized)	1 year	3 years	5 years	since inception
Fund	15.0	18.9	15.7	13.9
S&P Global Infrastructure (TR)	13.6	21.7	17.8	15.9

Note: This share class is approved for distribution in Belgium, Ireland, Switzerland, Austria, Denmark, Finland, France, Germany, Liechtenstein, Luxembourg, Netherlands, Norway, Singapore, Spain, Sweden, United Kingdom. In all other countries, the Fund may not be publicly distributed.



Definitions

This monthly report is produced based on information available on the last working day of the month.

Infrastructure

The term 'infrastructure' comprises all durable capital goods which ensure the proper development of an economy. They comprise transportation infrastructure assets such as roads, airports, railways, harbours, tunnels and bridges. However, they also include assets of the communication infrastructure, such as TV and radio transmission systems, antennas and transmission towers for mobile phones, satellite systems and cable networks. Infrastructure also refers to utility assets in the fields of energy and water, such as energy facilities for power generation and distribution, of gas and oil exploration and distribution, as well as other water supply and distribution facilities, including desalination plants and sewage treatment facilities. Finally, infrastructure also includes the provision of services in the fields of education and health, as well as public sector building facilities (social infrastructure).

Listed infrastructure

A 'listed infrastructure' company is listed on a stock exchange and its purpose is investing in infrastructure assets.

Total return

Total return is calculated according the standard BVI-method of the Bundesverband Investment and Asset Management.

Contact details

Asset manager:
Partners Group AG
Zugerstrasse 57
6341 Baar-Zug
Switzerland

T +41 (0)41 784 60 00
www.pgliquids.com

Investor relations:
Partners Group AG
Andreea Mateescu
Zugerstrasse 57
6341 Baar-Zug / Schweiz

T +41 (0)41 784 66 73
listedinvestments@partnersgroup.com

This is an advertising document. The state of the origin of the fund is Luxembourg. In Switzerland, the representative is ACOLIN Fund Services AG, Leutschenbachstrasse 50, CH-8050 Zurich, whilst the paying agent is Credit Suisse (Switzerland) Ltd., Paradeplatz 8, CH-8001 Zurich. The full offering documentation including, the prospectus or offering memorandum, the key investor information document (KIID) or the key information document (KID), the fund rules, as well as the annual and bi-annual reports ("Full offering documentation"), as the case may be, may be obtained free of charge from <https://www.credit-suisse.com/microsites/multiconcept/en.html> or from the representative in Switzerland. KIID/KID is available in English, Prospectus is available in English. A summary of investor rights for investing in Luxembourg can be obtained via www.cssf.lu/en/consumer/, local laws relating to investor rights may apply.

The alternative investment fund manager or the management company, as applicable, may decide to terminate local arrangements for the marketing of the shares/units of a fund, including terminating registrations or notifications with the local supervisory authority. Past performance is no indication of current or future performance. The performance data do not take account of the commissions and costs incurred on the issue and redemption of units. If the currency of a financial product and/or its costs is different from your reference currency, the return and cost may increase or decrease as a result of currency fluctuations.

Partners Group Listed Investments SICAV, 5, rue Jean Monnet, 2180 Luxembourg, Grand Duchy of Luxembourg, R.C.S. Luxembourg B 143187

This document is not intended to be an investment advertisement or sales instrument; it constitutes neither an offer nor an attempt to solicit offers for the product described herein. The sole basis for the purchase of shares are the sales documents (the current sales prospectus incl. articles of association and the annual- and semi-annual reports). This report was prepared using financial information contained in the company's books and records as of the reporting date. This information is believed to be accurate but has not been audited by any third party. This report describes past performance, which may not be indicative of future results. The performance shown does not take account of any commissions and costs charged when subscribing to and redeeming units. The company does not accept any liability for actions taken on the basis of the information provided. Please see the current full sales prospectus for information on opportunities and risks.

