

# Partners Group Listed Investments SICAV - Listed Infrastructure - EUR (P - Dist.)

Monthly report as of 31 May 2021

## Fund objectives

Partners Group Listed Investments SICAV – Listed Infrastructure fund provides access to the asset class infrastructure. The Fund invests in companies which make infrastructure investments and are listed on major stock exchanges. Out of an investment universe of over 300 companies worldwide, the fund management actively screens a target list of around 100 companies. Partners Group has been a signatory since 2008 of the United Nations Principles for Responsible Investment and the Fund follows an SRI approach, evaluating each investment opportunity in terms of environmental, social and governance standards.

## Monthly comment

In May, global equity markets recorded a flat performance as there were jitters from rising inflation in the US and in a few countries in the European Union. Against this backdrop, the Partners Group Listed Investments SICAV - Listed Infrastructure continued to increase in value and outperformed its benchmark in May as well as year-to-date. During the month, data centres was the best performing sector, followed by the US waste managers. Railroads, towers and toll roads were similarly strong, while water and pipelines were the two most underperforming sectors. Regionally, Chinese equities were the best performers, led by the Chinese gas distributors, while Australian equities were the weakest. North American equities were flat, and European equities rose by more than 1.5%.

From a portfolio perspective, the Chinese gas distributors were the best performing stocks within the portfolio, as there are rising expectations that the gas sales volumes growth in 2021 is likely to be around 20%, and above management guidance. For the first four months of this year, gas sales volumes are likely to be even stronger growing by around 35% year-over-year, and combined with stable dollar margins, the earnings for the companies are expected to get an upswing.

One of the few negative contributors to the portfolio was Sabesp. The Brazilian water company was the material underperformer after reporting soft and slightly below expectations Q1 results. Towards the end of the month, drought-like conditions have started emerging in Brazil, and while the company announced that it would not need to ration water, there were growing concerns within certain districts in the state of Sao Paulo.

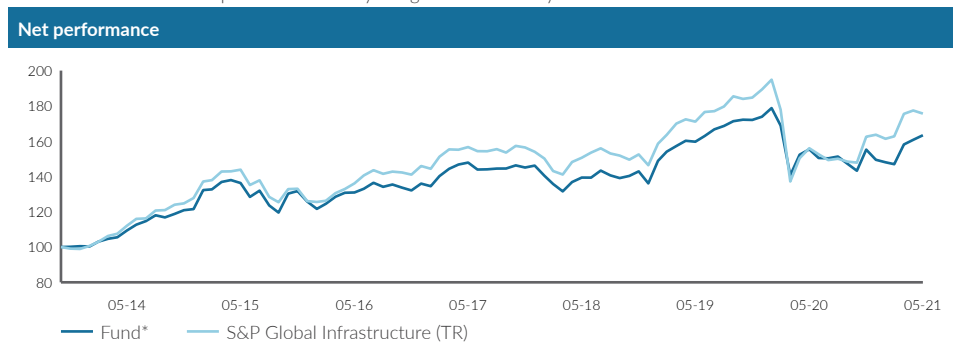
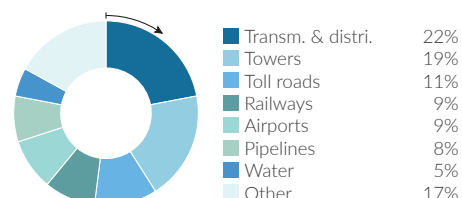
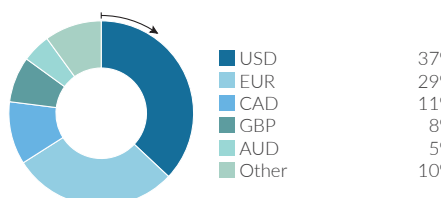
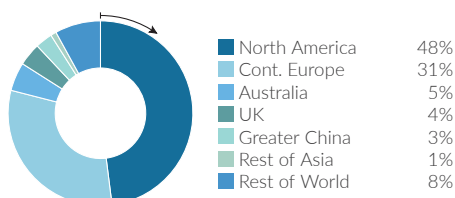
Finally, CCR, a Brazilian toll road operator, rose sharply after the announcement on 6 May that the second largest shareholder is planning to sell his 14.9% equity stake to IG4 Capital Investimentos. The binding offer price of BRL 15.44 per share reflects a premium of around 26.6% to the previous day closing price. The shares have been trading at a 10% to 15% discount to the offer price in the last month. CCR is also likely to benefit from the upcoming auctions for Brazilian transportation assets by the government this year.

Fund facts	
Inception date	03/10/2013
Asset manager	Partners Group AG
Fund domicile	Luxembourg
Fund currency	EUR
Share class currency	EUR
Minimum initial investment amount	None
Close of financial year	31 December
Total net assets	EUR 771.3m
Management fee in % p.a.	1.95
Distributions	Distributing
Last distribution	10/03/2021
Distribution value	EUR 2.25
Valor no.	21917996
ISIN	LU0949730401
Bloomberg ticker	PGLINPE LX
WKN	A1W1P4

Price development	
Price per unit 31/05/2021	EUR 133.46
Price per unit 30/04/2021	EUR 131.34
Change (total return)	1.6%
Investment level	99%

Top 5 holdings	
	in % of NAV
Vinci	7.30
Cellnex	6.61
American Tower	5.14
Crown Castle International	4.75
American Water Works	4.44
<b>Total</b>	<b>28.24</b>

## Fund allocation



Performance in %	1 month %	YTD %	1 year %	3 years %	5 years %	since inception %	since inception % p. a.
Fund*	1.6	9.3	5.1	17.2	24.8	66.9	6.9
S&P Global Infrastructure (TR)	-1.0	7.3	12.6	16.6	29.1	81.8	8.1

Volatility in % (annualized)	1 year	3 years	5 years	since inception
Fund*	13.6	17.3	14.7	14.1
S&P Global Infrastructure (TR)	15.8	20.7	17.1	16.0

\*Total return

Note: This share class is approved for distribution in Belgium, Ireland, Switzerland, Austria, Finland, Germany, Liechtenstein, Luxembourg, Singapore, Spain, United Kingdom. In all other countries, the Fund may not be publicly distributed.



## Definitions

This monthly report is produced based on information available on the last working day of the month.

### Infrastructure

The term 'infrastructure' comprises all durable capital goods which ensure the proper development of an economy. They comprise transportation infrastructure assets such as roads, airports, railways, harbours, tunnels and bridges. However, they also include assets of the communication infrastructure, such as TV and radio transmission systems, antennas and transmission towers for mobile phones, satellite systems and cable networks. Infrastructure also refers to utility assets in the fields of energy and water, such as energy facilities for power generation and distribution, of gas and oil exploration and distribution, as well as other water supply and distribution facilities, including desalination plants and sewage treatment facilities. Finally, infrastructure also includes the provision of services in the fields of education and health, as well as public sector building facilities (social infrastructure).

### Listed infrastructure

A 'listed infrastructure' company is listed on a stock exchange and its purpose is investing in infrastructure assets.

### Total return

Total return is calculated according the standard BVI-method of the Bundesverband Investment and Asset Management.

## Contact details

### Asset manager:

Partners Group AG  
Zugerstrasse 57  
6341 Baar-Zug  
Switzerland

T +41 (0)41 784 60 00  
www.pgliquids.com

### Investor relations:

Partners Group AG  
Fabian Berchtold  
Zugerstrasse 57  
6341 Baar-Zug / Schweiz

T +41 (0)41 784 62 97  
listedinvestments@partnersgroup.com

This is an advertising document. The state of the origin of the fund is Luxembourg. In Switzerland, the representative is ACOLIN Fund Services AG, Leutschenbachstrasse 50, CH-8050 Zurich, whilst the paying agent is Credit Suisse (Switzerland) Ltd., Paradeplatz 8, CH-8001 Zurich. The prospectus, the key information documents or the key investor information documents, the articles of association as well as the annual and semi-annual reports may be obtained free of charge from the representative. Past performance is no indication of current or future performance. The performance data do not take account of the commissions and costs incurred on the issue and redemption of units.

Partners Group Listed Investments SICAV, 5, rue Jean Monnet, 2180 Luxembourg, Grand Duchy of Luxembourg, R.C.S. Luxembourg B 143187

This document is not intended to be an investment advertisement or sales instrument; it constitutes neither an offer nor an attempt to solicit offers for the product described herein. The sole basis for the purchase of shares are the sales documents (the current sales prospectus incl. articles of association and the annual- and semi-annual reports). This report was prepared using financial information contained in the company's books and records as of the reporting date. This information is believed to be accurate but has not been audited by any third party. This report describes past performance, which may not be indicative of future results. The performance shown does not take account of any commissions and costs charged when subscribing to and redeeming units. The company does not accept any liability for actions taken on the basis of the information provided. Please see the current full sales prospectus for information on opportunities and risks.

