

# Partners Group Listed Investments SICAV - Listed Infrastructure - EUR (P - Dist.)

Monthly report as of 31 August 2023

## Fund objectives

Partners Group Listed Investments SICAV – Listed Infrastructure fund provides access to the asset class infrastructure. The Fund invests in companies which make infrastructure investments and are listed on major stock exchanges. Out of an investment universe of over 300 companies worldwide, the fund management actively screens a target list of around 100 companies. Partners Group has been a signatory since 2008 of the United Nations Principles for Responsible Investment and the Fund follows an SRI approach, evaluating each investment opportunity in terms of environmental, social and governance standards.

## Monthly comment

In August, global stocks performed weakly and lost some of the gains they had made earlier in the year. Investors were worried about the Federal Reserve keeping interest rates high for an extended period, which caused some weakening in equity markets. This resulted in higher yields on long-term debt and a rise in the U.S. 10-year yield above 4%. Weak economic data coming from China also contributed to the negative market sentiment, despite the Chinese central bank aiming to stimulate the economy by cutting interest rates. As a result, the Partners Group Listed Investments SICAV - Listed Infrastructure Fund decreased in value, despite most companies in the Fund reporting good Q2 earnings – either meeting or exceeding expectation. Transmission & distribution and water utilities, which had been struggling in the month, still managed to report high single-digit earnings growth.

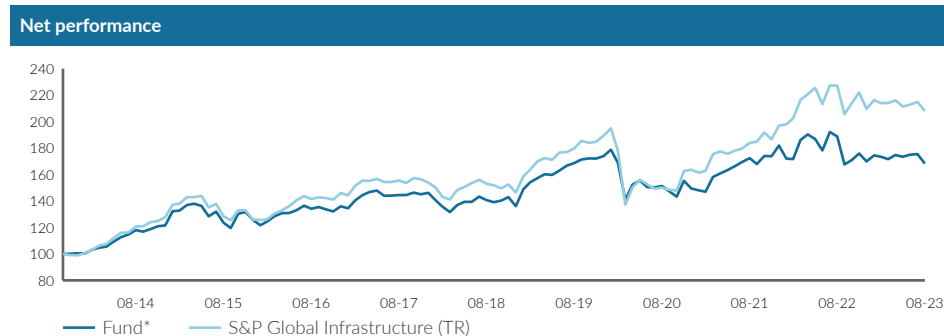
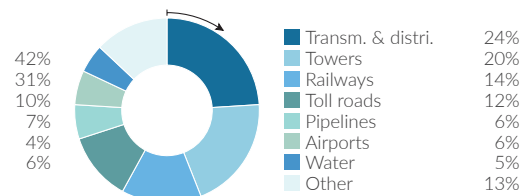
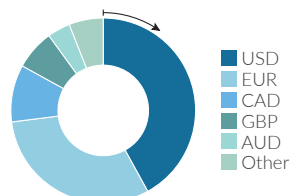
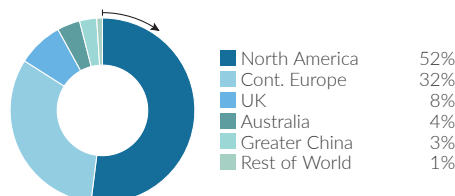
Social infrastructure vehicles, such as HICL Infrastructure and BBGI Global Infrastructure, stood out as the best performers during the month. The investments' NAV per share is expected to remain stable in the coming year because of the built-in inflation protection that balances out the downsides of higher interest rates. Additionally, these investments' focus on availability-based projects and regulated assets which makes them mostly unaffected by a potential economic slowdown.

Orsted, the global renewable operator, was among the worst performers during the month. The company warned of over USD 2 billion impairment to its US renewables portfolio, as supply chain issues and higher interest rates continued to negatively impact project returns, especially in offshore wind. Despite continued headwinds from rising costs, the competitive position is starting to improve with higher PPA prices and some players exiting the offshore wind market.

Fund facts	
Inception date	03/10/2013
Asset manager	Partners Group AG
Fund domicile	Luxembourg
Fund currency	EUR
Share class currency	EUR
Minimum initial investment amount	None
Close of financial year	31 December
Total net assets	EUR 636.4m
Management fee in % p.a.	1.95
Distributions	Distributing
Last distribution	08/03/2023
Distribution value	EUR 2.66
Valor no.	21917996
ISIN	LU0949730401
Bloomberg ticker	PGLINPE LX
WKN	A1W1P4

Price development	
Price per unit 31/08/2023	EUR 127.75
Price per unit 31/07/2023	EUR 133.19
Change (total return)	-4.1%
Investment level	100%
Top 5 holdings	
	in % of NAV
Cellnex	7.18
Vinci	6.96
American Tower	5.64
Union Pacific	4.68
American Water Works	4.56
<b>Total</b>	<b>29.02</b>

## Fund allocation



Performance in %	1 month %	YTD %	1 year %	3 years %	5 years %	since inception %	since inception % p. a.
Fund*	-4.1	-0.9	-10.8	11.2	19.7	71.9	5.6
S&P Global Infrastructure (TR)	-3.2	-0.7	-8.4	38.6	35.9	115.4	8.0

Performance in %	2014	2015	2016	2017	2018	2019	2020	2021	2022
Fund*	20.9	3.5	8.1	7.5	-6.9	27.8	-14.0	21.7	-6.6
S&P Global Infrastructure (TR)	29.9	-2.4	16.4	5.5	-5.1	30.8	-15.1	20.4	6.4

Volatility in % (annualized)	1 year	3 years	5 years	since inception
Fund*	13.3	12.6	15.8	13.8
S&P Global Infrastructure (TR)	12.0	12.5	17.8	15.2

\*Total return

Note: This share class is approved for distribution in Belgium, Ireland, Switzerland, Austria, Finland, Germany, Liechtenstein, Luxembourg, Singapore, Spain, United Kingdom. In all other countries, the Fund may not be publicly distributed.



**Partners Group**  
REALIZING POTENTIAL IN PRIVATE MARKETS

## Definitions

This monthly report is produced based on information available on the last working day of the month.

### Infrastructure

The term 'infrastructure' comprises all durable capital goods which ensure the proper development of an economy. They comprise transportation infrastructure assets such as roads, airports, railways, harbours, tunnels and bridges. However, they also include assets of the communication infrastructure, such as TV and radio transmission systems, antennas and transmission towers for mobile phones, satellite systems and cable networks. Infrastructure also refers to utility assets in the fields of energy and water, such as energy facilities for power generation and distribution, of gas and oil exploration and distribution, as well as other water supply and distribution facilities, including desalination plants and sewage treatment facilities. Finally, infrastructure also includes the provision of services in the fields of education and health, as well as public sector building facilities (social infrastructure).

### Listed infrastructure

A 'listed infrastructure' company is listed on a stock exchange and its purpose is investing in infrastructure assets.

### Total return

Total return is calculated according the standard BVI-method of the Bundesverband Investment and Asset Management.

## Contact details

### Asset manager:

Partners Group AG  
Zugerstrasse 57  
6341 Baar-Zug  
Switzerland

**T** +41 (0)41 784 60 00  
[www.pgliquids.com](http://www.pgliquids.com)

### Investor relations:

Partners Group AG  
Fabian Blättler  
Zugerstrasse 57  
6341 Baar-Zug / Schweiz

**T** +41 (0)41 784 68 80  
[listedinvestments@partnersgroup.com](mailto:listedinvestments@partnersgroup.com)

This is an advertising document. The state of the origin of the fund is Luxembourg. In Switzerland, the representative is ACOLIN Fund Services AG, Leutschenbachstrasse 50, CH-8050 Zurich, whilst the paying agent is Credit Suisse (Switzerland) Ltd., Paradeplatz 8, CH-8001 Zurich. The full offering documentation including, the prospectus or offering memorandum, the key information document (KID), the fund rules, as well as the annual and bi-annual reports ("Full offering documentation"), as the case may be, may be obtained free of charge from <https://www.credit-suisse.com/microsites/multiconcept/en.html> or from the representative in Switzerland. KID is available in English. Prospectus is available in English. A summary of investor rights for investing in Luxembourg can be obtained via [www.cssf.lu/en/consumer/](http://www.cssf.lu/en/consumer/), local laws relating to investor rights may apply.

The alternative investment fund manager or the management company, as applicable, may decide to terminate local arrangements for the marketing of the shares/units of a fund, including terminating registrations or notifications with the local supervisory authority. Past performance is no indication of current or future performance. The performance data do not take account of the commissions and costs incurred on the issue and redemption of units. If the currency of a financial product and/or its costs is different from your reference currency, the return and cost may increase or decrease as a result of currency fluctuations.

Partners Group Listed Investments SICAV, 5, rue Jean Monnet, 2180 Luxembourg, Grand Duchy of Luxembourg, R.C.S. Luxembourg B 143187

This document is not intended to be an investment advertisement or sales instrument; it constitutes neither an offer nor an attempt to solicit offers for the product described herein. The sole basis for the purchase of shares are the sales documents (the current sales prospectus incl. articles of association and the annual- and semi-annual reports). This report was prepared using financial information contained in the company's books and records as of the reporting date. This information is believed to be accurate but has not been audited by any third party. This report describes past performance, which may not be indicative of future results. The performance shown does not take account of any commissions and costs charged when subscribing to and redeeming units. The company does not accept any liability for actions taken on the basis of the information provided. Please see the current full sales prospectus for information on opportunities and risks.

