

Partners Group Listed Investments SICAV - Listed Private Equity - EUR (P - Acc.)

Monthly report as of 31 July 2022

Fund objectives

The Partners Group Listed Investments SICAV – Listed Private Equity fund provides efficient access to the asset class private equity overcoming the normally associated hurdle of illiquidity. The Fund invests in companies which mainly focus on private equity investments and are listed on major stock exchanges. Out of an investment universe of over 200 companies worldwide, the Fund actively screens a target list of around 140 companies, which fit the minimum criteria. Partners Group has been a signatory since 2008 of the United Nations Principles for Responsible Investment and the Fund follows an SRI approach, evaluating each investment opportunity in terms of environmental, social and governance standards.

Monthly comment

Global equity markets rebounded in July, recovering some of the losses from the first half of the year. Following the second consecutive 75 basis points interest rates hike from the Federal Reserve in July, the Fed Chairman implied that monetary tightening could continue at a slower pace, especially after the recent weakening of economic data. Second quarter corporate earnings were better than expected, improving market sentiment, and contributing to the positive performance during the month. In this context, the Partners Group Listed Investments SICAV – Listed Private Equity Fund rebounded and developed positively. All subsectors generated double-digit returns during the month, with alternative asset managers performing the best. Most asset managers reported strong results, showing continued high fundraising and resilient transaction activity.

On a portfolio level, the best performing company during the month was EQT. The Sweden-based private equity manager continues to see strong fundraising momentum and has already raised two-thirds of the new private equity vintage EQT X, targeting EUR 20 billion. The performance of funds remains very strong with many funds performing above plan, which should bolster fundraising for EQT X as well as the upcoming infrastructure flagship fund. The company is on track in terms of business development. It diversified the platform, added new strategies, and more recently expanded into Asia. Management remains bullish on the combination with Baring Private Equity Asia and sees the region as a major growth driver.

Finally, the alternative asset manager Ares Management convinced investors. The company, among the largest debt-focused managers, profits from rising interest rates as most investments have floating rates and reported a strong set of results during the month. Inflows, capital deployments and investment performance were all above expectations. Management is quite positive on 2022 fundraising and expects to have more than 25 different funds in the market. The company reiterated the long-term target to reach USD 500 billion of AUM by 2025, which translates into a >20% CAGR in fee-related earnings and dividends.

Fund facts

Inception date	06/09/2004
Asset manager	Partners Group AG
Fund domicile	Luxembourg
Fund currency	EUR
Share class currency	EUR
Minimum initial investment amount	None
Close of financial year	31 December
Total net assets	EUR 333.7m
Management fee in % p.a.	1.95
Distributions	Accumulating
Valor no.	1902991
ISIN	LU0196152788
Bloomberg ticker	PGILPQP LX
WKN	A0B61B

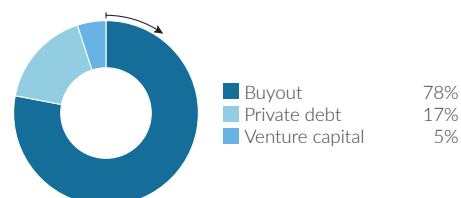
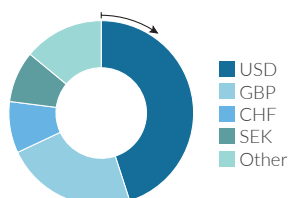
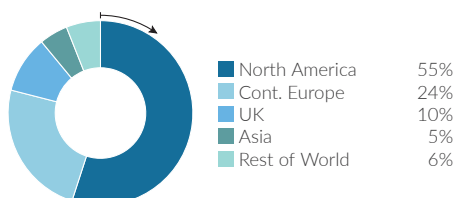
Price development

Price per unit 29/07/2022	EUR 340.52
Price per unit 30/06/2022	EUR 301.08
Change	13.1%
Investment level	99%

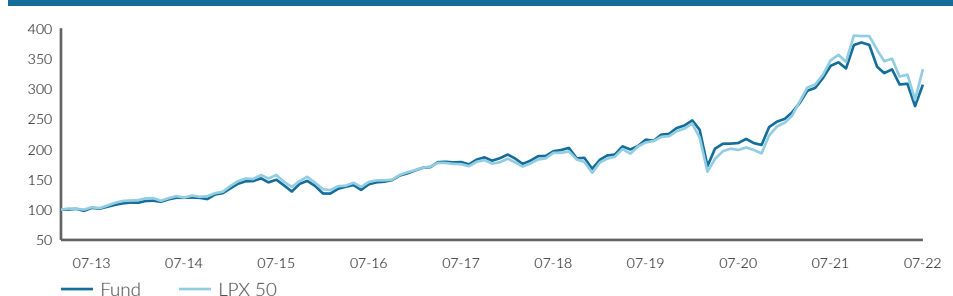
Top 5 holdings

	in % of NAV
KKR & Co.	9.40
Blackstone Group	8.98
Partners Group Holding AG	7.20
3I Group	6.14
Apollo Global Management	5.12
Total	36.84

Fund allocation



Net performance



Performance in %	1 month %	YTD %	1 year %	3 years %	5 years %	since inception %	since inception % p. a.
Fund	13.1	-17.6	-9.2	42.1	71.6	240.5	7.1
LPX 50	17.9	-14.2	-4.2	57.4	89.6	341.3	8.6

Performance in %	2012	2013	2014	2015	2016	2017	2018	2019	2020	2021
Fund	27.5	30.2	13.9	9.4	15.0	15.5	-9.5	42.8	2.7	51.7
LPX 50	27.2	35.6	12.3	12.7	11.0	10.1	-9.5	45.8	-0.6	62.9

Volatility in % (annualized)	1 year	3 years	5 years	since inception
Fund	25.0	26.9	22.1	18.6
LPX 50	25.0	28.1	23.2	26.9

Note: This share class is approved for distribution in Belgium, Ireland, Switzerland, Austria, Denmark, Finland, France, Germany, Liechtenstein, Luxembourg, Netherlands, Norway, Portugal, Singapore, Spain, Sweden, United Kingdom. In all other countries, the Fund may not be publicly distributed.



Definitions

This monthly report is produced based on information available on the last working day of the month.

Listed Private Equity	A 'Listed Private Equity' company is listed on a stock exchange and has the purpose of investing in private equity assets.
Total return	Total return is calculated according the standard BVI-method of the Bundesverband Investment and Asset Management.
Investment universe	Public partnerships, fund of funds, private equity houses, mixed investment companies
Financing stages	
Venture capital	Financing for companies typically in their build-up phase. Seed stage describes the period where product feasibility is confirmed; Early stage involves the identification of the position in the market, the establishment of production lines and the development of marketing channels; Later stage portrays the subsequent rapid expansion phase of a young company.
Buyout	Acquisition of a controlling stake in a company, typically with financial or managerial reorganization needs. Small/mid/large size buyout refers to the enterprise value of the acquired company. Whereas the bandwidths for Europe are set at <EUR 100m/EUR 100m-EUR 400m/>EUR 400m, US bandwidths are at <USD 300m/USD 300m-USD 1bn/>USD 1bn for small/mid/large size buyout respectively.
Private debt	Financing solutions for enterprises with no access to capital markets. Includes, among others, investments in senior secured and subordinated debt as well as preferred equity.

Contact details

Asset manager:
Partners Group AG
Zugerstrasse 57
6341 Baar-Zug
Switzerland

T +41 (0)41 784 60 00
www.pgliquids.com

Investor relations:
Partners Group AG
Fabian Berchtold
Zugerstrasse 57
6341 Baar-Zug / Schweiz

T +41 (0)41 784 62 97
listedinvestments@partnersgroup.com

This is an advertising document. The state of the origin of the fund is Luxembourg. In Switzerland, the representative is ACOLIN Fund Services AG, Leutschenbachstrasse 50, CH-8050 Zurich, whilst the paying agent is Credit Suisse (Switzerland) Ltd., Paradeplatz 8, CH-8001 Zurich. The full offering documentation including, the prospectus or offering memorandum, the key investor information document (KIID) or the key information document (KID), the fund rules, as well as the annual and bi-annual reports ("Full offering documentation"), as the case may be, may be obtained free of charge from <https://www.credit-suisse.com/microsites/multiconcept/en.html> or from the representative in Switzerland. KIID/KID is available in English, Prospectus is available in English. A summary of investor rights for investing in Luxembourg can be obtained via www.cssf.lu/en/consumer/, local laws relating to investor rights may apply.

The alternative investment fund manager or the management company, as applicable, may decide to terminate local arrangements for the marketing of the shares/units of a fund, including terminating registrations or notifications with the local supervisory authority. Past performance is no indication of current or future performance. The performance data do not take account of the commissions and costs incurred on the issue and redemption of units. If the currency of a financial product and/or its costs is different from your reference currency, the return and cost may increase or decrease as a result of currency fluctuations.

Partners Group Listed Investments SICAV, 5, rue Jean Monnet, 2180 Luxembourg, Grand Duchy of Luxembourg, R.C.S. Luxembourg B 143187

This document is not intended to be an investment advertisement or sales instrument; it constitutes neither an offer nor an attempt to solicit offers for the product described herein. The sole basis for the purchase of shares are the sales documents (the current sales prospectus incl. articles of association and the annual- and semi-annual reports). This report was prepared using financial information contained in the company's books and records as of the reporting date. This information is believed to be accurate but has not been audited by any third party. This report describes past performance, which may not be indicative of future results. The performance shown does not take account of any commissions and costs charged when subscribing to and redeeming units. The company does not accept any liability for actions taken on the basis of the information provided. Please see the current full sales prospectus for information on opportunities and risks.

