

Partners Group Listed Investments SICAV - Listed Private Equity - EUR (P - Acc.)

Monthly report as of 31 March 2023

Fund objectives

The Partners Group Listed Investments SICAV - Listed Private Equity fund provides efficient access to the asset class private equity overcoming the normally associated hurdle of illiquidity. The Fund invests in companies which mainly focus on private equity investments and are listed on major stock exchanges. Out of an investment universe of over 200 companies worldwide, the Fund actively screens a target list of around 140 companies, which fit the minimum criteria. Partners Group has been a signatory since 2008 of the United Nations Principles for Responsible Investment and the Fund follows an SRI approach, evaluating each investment opportunity in terms of environmental, social and governance standards.

Monthly comment

In March, the broader equity markets displayed an increased volatility. Overall, the economy remained relatively strong with robust labour market and consumer spending, although US manufacturing data has begun to show some softness. The market sentiment weakened in the second half of the month due to pressure on the banking sector in the US and EU. Despite these headwinds in the banking sector, the major central banks continued to raise interest rates. The Partners Group Listed Investments SICAV - Listed Private Equity Fund suffered among this market trend and also posted a negative performance for the month, albeit closing the first quarter of the year with a value increase. While the performance of all sectors was negative, the direct investment companies were the best performing sector in March.

Eurazeo, the Paris-based investment company, reported good 2022 results and was among the best performing holdings in March. The Assets under Management increased above expectations by 10% to EUR 34 billion in 2022. Its portfolio companies are developing very well with an average increase in revenue of 36% compared to the previous year. Eurazeo's investment portfolio value increased by 8%, mainly driven by good operational performance and asset realizations. Management remained optimistic about the future outlook and reaffirmed their target to double Assets under Management by 2028 to approximately EUR 60 billion.

In contrast, Apax Global Alpha ("Apax"), the closed-ended investment company focusing mainly on Private Equity, has performed weakly in March. Although the portfolio performed well with average EBITDA growth of around 19% in 2022, its portfolio value decreased by 7.4% mainly attributable to valuation multiple contractions in the company's listed holdings. Although listed investments make up only a small part of Apax's portfolio, they account for the largest part of the multiple decline. Nevertheless, we see potential in the company, as they completed seven full exits in 2022 at an average valuation uplift of around 15% and demand for high-quality assets remained strong.

Fund facts

Inception date	06/09/2004
Asset manager	Partners Group AG
Fund domicile	Luxembourg
Fund currency	EUR
Share class currency	EUR
Minimum initial investment amount	None
Close of financial year	31 December
Total net assets	EUR 271.7m
Management fee in % p.a.	1.95
Distributions	Accumulating
Valor no.	1902991
ISIN	LU0196152788
Bloomberg ticker	PGILPQP LX
WKN	A0B61B

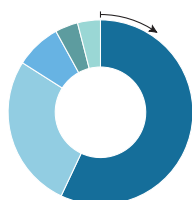
Price development

Price per unit 31/03/2023	EUR 303.55
Price per unit 28/02/2023	EUR 327.49
Change	-7.3%
Investment level	99%

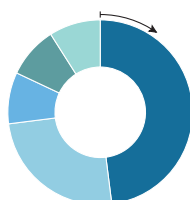
Top 5 holdings

	in % of NAV
KKR & Co.	9.72
Blackstone Group	8.57
Partners Group Holding AG	7.90
3I Group	7.86
Intermediate Capital Group	5.83
Total	39.88

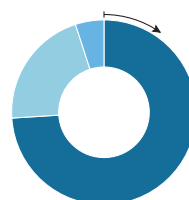
Fund allocation



North America	57%
Cont. Europe	27%
UK	8%
Asia	4%
Rest of World	4%

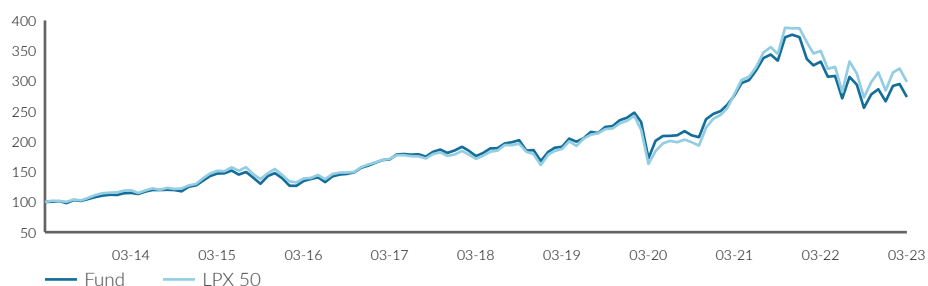


USD	48%
GBP	25%
CHF	9%
SEK	9%
Other	9%



Buyout	74%
Private debt	21%
Venture capital	5%

Net performance



Performance in %	1 month %	YTD %	1 year %	3 years %	5 years %	since inception %	since inception % p. a.
Fund	-7.3	2.7	-17.6	58.9	55.6	203.6	6.2
LPX 50	-6.9	5.0	-14.6	83.4	74.3	296.4	7.7

Performance in %	2013	2014	2015	2016	2017	2018	2019	2020	2021	2022
Fund	30.2	13.9	9.4	15.0	15.5	-9.5	42.8	2.7	51.7	-28.5
LPX 50	35.6	12.3	12.7	11.0	10.1	-9.5	45.8	-0.6	62.9	-26.6

Volatility in % (annualized)	1 year	3 years	5 years	since inception
Fund	27.8	23.6	23.9	18.9
LPX 50	27.4	24.1	24.7	26.8

Note: This share class is approved for distribution in Belgium, Ireland, Switzerland, Austria, Denmark, Finland, France, Germany, Liechtenstein, Luxembourg, Netherlands, Norway, Portugal, Singapore, Spain, Sweden, United Kingdom. In all other countries, the Fund may not be publicly distributed.



Definitions

This monthly report is produced based on information available on the last working day of the month.

Listed Private Equity	A 'Listed Private Equity' company is listed on a stock exchange and has the purpose of investing in private equity assets.
Total return	Total return is calculated according the standard BVI-method of the Bundesverband Investment and Asset Management.
Investment universe	Public partnerships, fund of funds, private equity houses, mixed investment companies
Financing stages	
Venture capital	Financing for companies typically in their build-up phase. Seed stage describes the period where product feasibility is confirmed; Early stage involves the identification of the position in the market, the establishment of production lines and the development of marketing channels; Later stage portrays the subsequent rapid expansion phase of a young company.
Buyout	Acquisition of a controlling stake in a company, typically with financial or managerial reorganization needs. Small/mid/large size buyout refers to the enterprise value of the acquired company. Whereas the bandwidths for Europe are set at <EUR 100m/EUR 100m-EUR 400m/>EUR 400m, US bandwidths are at <USD 300m/USD 300m-USD 1bn/>USD 1bn for small/mid/large size buyout respectively.
Private debt	Financing solutions for enterprises with no access to capital markets. Includes, among others, investments in senior secured and subordinated debt as well as preferred equity.

Contact details

Asset manager:
Partners Group AG
Zugerstrasse 57
6341 Baar-Zug
Switzerland

T +41 (0)41 784 60 00
www.pgliquids.com

Investor relations:
Partners Group AG
Andreea Mateescu
Zugerstrasse 57
6341 Baar-Zug / Schweiz

T +41 (0)41 784 66 73
listedinvestments@partnersgroup.com

This is an advertising document. The state of the origin of the fund is Luxembourg. In Switzerland, the representative is ACOLIN Fund Services AG, Leutschenbachstrasse 50, CH-8050 Zurich, whilst the paying agent is Credit Suisse (Switzerland) Ltd., Paradeplatz 8, CH-8001 Zurich. The full offering documentation including, the prospectus or offering memorandum, the key information document (KID), the fund rules, as well as the annual and bi-annual reports ("Full offering documentation"), as the case may be, may be obtained free of charge from <https://www.credit-suisse.com/microsites/multiconcept/en.html> or from the representative in Switzerland. KID is available in English. Prospectus is available in English. A summary of investor rights for investing in Luxembourg can be obtained via www.cssf.lu/en/consumer/, local laws relating to investor rights may apply.

The alternative investment fund manager or the management company, as applicable, may decide to terminate local arrangements for the marketing of the shares/units of a fund, including terminating registrations or notifications with the local supervisory authority. Past performance is no indication of current or future performance. The performance data do not take account of the commissions and costs incurred on the issue and redemption of units. If the currency of a financial product and/or its costs is different from your reference currency, the return and cost may increase or decrease as a result of currency fluctuations.

Partners Group Listed Investments SICAV, 5, rue Jean Monnet, 2180 Luxembourg, Grand Duchy of Luxembourg, R.C.S. Luxembourg B 143187

This document is not intended to be an investment advertisement or sales instrument; it constitutes neither an offer nor an attempt to solicit offers for the product described herein. The sole basis for the purchase of shares are the sales documents (the current sales prospectus incl. articles of association and the annual- and semi-annual reports). This report was prepared using financial information contained in the company's books and records as of the reporting date. This information is believed to be accurate but has not been audited by any third party. This report describes past performance, which may not be indicative of future results. The performance shown does not take account of any commissions and costs charged when subscribing to and redeeming units. The company does not accept any liability for actions taken on the basis of the information provided. Please see the current full sales prospectus for information on opportunities and risks.

