

Partners Group Listed Investments SICAV - Listed Private Equity - GBP (I - Dist.)

Monthly report as of 31 December 2017

Fund objectives

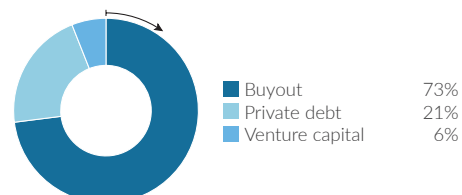
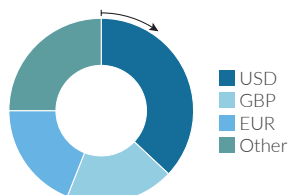
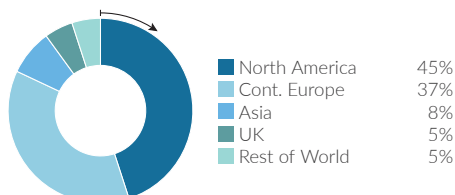
The Partners Group Listed Investments SICAV – Listed Private Equity fund provides efficient access to the asset class private equity overcoming the normally associated hurdle of illiquidity. The Fund invests in companies which mainly focus on private equity investments and are listed on major stock exchanges. Out of an investment universe of over 200 companies world wide, the Fund actively screens a target list of around 100 companies, which fit the minimum criteria.

Fund facts	
Inception date	17/05/2010
Asset manager	Partners Group AG
Fund domicile	Luxembourg
Fund currency	EUR
Share class currency	GBP
Minimum initial investment amount	GBP 1m
Close of financial year	31 December
Total net assets	GBP 163.6m
Management fee in % p.a.	1.15
Distributions	Distributing
Last distribution	31/08/2017
Distribution value	GBP 1.03
Valor no.	10137954
ISIN	LU0424511698
Bloomberg ticker	PGLLEPG LX
WKN	AORMTL

Price development	
Price per unit 29/12/2017	GBP 275.61
Price per unit 30/11/2017	GBP 267.98
Change (total return)	2.8%
Investment level	99%

Top 5 holdings	
	in % of NAV
Partners Group Holding AG	8.93
Blackstone Group	8.17
KKR & Co.	7.03
Eurazeo	6.35
Ares Capital	5.47
Total	35.95

Fund allocation



Note: This share class is approved for distribution in Ireland, Switzerland, Austria, Denmark, Finland, France, Germany, Luxembourg, Netherlands, Norway, Singapore, Spain, Sweden, United Kingdom. In all other countries, the Fund may not be publicly distributed.

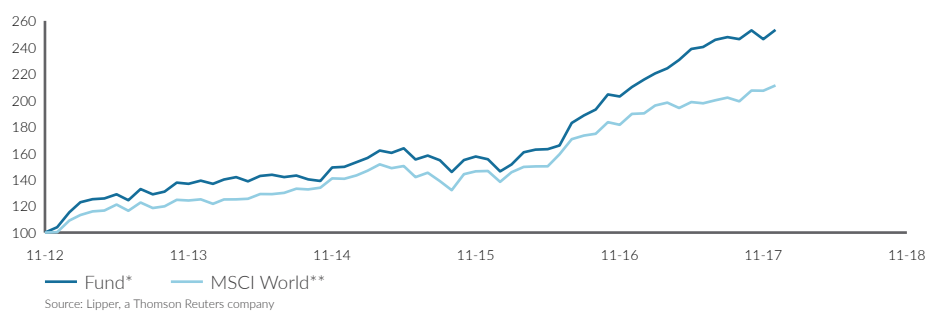
Monthly comment

In 2017 the value of Partners Group Listed Investments SICAV – Listed Private Equity rose significantly, resulting in an annual performance of 20.6%. The fund reported a significant value increase for the sixth year in a row.

Also in December, the fund developed favorably and achieved an outperformance against the broader equity market. Alternative asset managers recorded the largest value gain in the reporting month and for the full year 2017. The sector continued to benefit from a strong investment activity and a range of successful exits. For example, Apollo Global Management, the strongest performer in 2017, acquired Sun Country, the largest independent airline in the US. Carlyle Group realized its investment in Signode Industrial Group, the world's leading provider of cargo packaging systems, for a transaction value of USD 3.9 billion in the reporting period.

Furthermore, Jafco, a Japan-based direct investment company focusing on venture capital investments, developed favorably in December. Among other news, the company benefited from the positive market sentiment in Japan resulting in a favorable IPO and market environment.

Net performance



Performance in %	1 month %	YTD %	1 year %	3 years %	5 years %	since inception %
Fund*	2.8	20.6	20.6	69.1	143.3	192.8
MSCI World**	1.9	11.3	11.3	50.2	110.5	137.4

Volatility in % (annualized)	1 year	3 years	5 years	since inception
Fund*	9.2	12.4	11.9	14.8
MSCI World**	9.5	12.4	11.6	12.7

*Total return
**MSCI World (NR) (NAV T-1)



Definitions

This monthly report is produced based on information available on the last working day of the month.

Listed Private Equity	A 'Listed Private Equity' company is listed on a stock exchange and has the purpose of investing in private equity assets.
Total return	Total return is calculated according the standard BVI-method of the Bundesverband Investment and Asset Management.
Investment universe	Public partnerships, fund of funds, private equity houses, mixed investment companies
Financing stages	
Venture capital	Financing for companies typically in their build-up phase. Seed stage describes the period where product feasibility is confirmed; Early stage involves the identification of the position in the market, the establishment of production lines and the development of marketing channels; Later stage portrays the subsequent rapid expansion phase of a young company.
Buyout	Acquisition of a controlling stake in a company, typically with financial or managerial reorganization needs. Small/mid/large size buyout refers to the enterprise value of the acquired company. Whereas the bandwidths for Europe are set at <EUR 100m/EUR 100m-EUR 400m/>EUR 400m, US bandwidths are at <USD 300m/USD 300m-USD 1bn/>USD 1bn for small/mid/large size buyout respectively.
Private debt	Financing solutions for enterprises with no access to capital markets. Includes, among others, investments in senior secured and subordinated debt as well as preferred equity.

Contact details

Asset manager:
Partners Group AG
Zugerstrasse 57
6341 Baar-Zug
Switzerland

T +41 (0)41 784 60 00
www.pg-lpe.net

Investor relations:
Partners Group AG
Philipp Kuny
Zugerstrasse 57
6341 Baar-Zug / Schweiz

T +41 (0)41 784 68 14
listedinvestments@partnersgroup.com

The relevant articles of incorporation, prospectus, key investor information document (KIID) and the latest annual/semi-annual reports are available free of charge from the fund's representative in Switzerland, ACOLIN Fund Services AG, Affolternstrasse 56, CH-8050 Zürich. The paying agent in Switzerland is: Credit Suisse, Paradeplatz 8, CH-8001 Zürich.

Partners Group Listed Investments SICAV, 5, rue Jean Monnet, L-2180 Luxembourg, Grand Duchy of Luxembourg, R.C.S. Luxembourg B 143187

This document is not intended to be an investment advertisement or sales instrument; it constitutes neither an offer nor an attempt to solicit offers for the product described herein. The sole basis for the purchase of shares are the sales documents (the current sales prospectus incl. articles of association and the annual- and semi-annual reports). This report was prepared using financial information contained in the company's books and records as of the reporting date. This information is believed to be accurate but has not been audited by any third party. This report describes past performance, which may not be indicative of future results. The performance shown does not take account of any commissions and costs charged when subscribing to and redeeming units. The company does not accept any liability for actions taken on the basis of the information provided. Please see the current full sales prospectus for information on opportunities and risks.

