

Partners Group Listed Investments SICAV - Listed Private Equity - GBP (I - Dist.)

Monthly report as of 31 January 2023

Fund objectives

The Partners Group Listed Investments SICAV - Listed Private Equity fund provides efficient access to the asset class private equity overcoming the normally associated hurdle of illiquidity. The Fund invests in companies which mainly focus on private equity investments and are listed on major stock exchanges. Out of an investment universe of over 200 companies worldwide, the Fund actively screens a target list of around 140 companies, which fit the minimum criteria. Partners Group has been a signatory since 2008 of the United Nations Principles for Responsible Investment and the Fund follows an SRI approach, evaluating each investment opportunity in terms of environmental, social and governance standards.

Monthly comment

In January, the Partners Group Listed Investments SICAV - Listed Private Equity Fund had a successful start into the new year. Signs of easing inflation in several major regions and hopes that central banks will slow the interest rate-hike pace supported investor sentiment. The earnings season has started well for the companies in the portfolio. Especially the alternative asset managers and direct investment companies have contributed to the good performance.

On a portfolio level the best performing holding during the month was the US-based alternative asset manager, Blackstone. The company reported solid fourth quarter and full year 2022 results. Blackstone benefits from a broad product platform including private equity but also asset classes, that profit from higher inflation or interest rates such as traditional private debt and real estate debt. Although M&A activities slowed down last year, Blackstone was able to convince with good figures. The company was able to increase its assets under management by 11% to USD 975 billion. Moreover, capital deployment remained good, and Blackstone managed to allocate approximately USD 19 billion in the fourth quarter and a total of USD 120.6 billion in 2022.

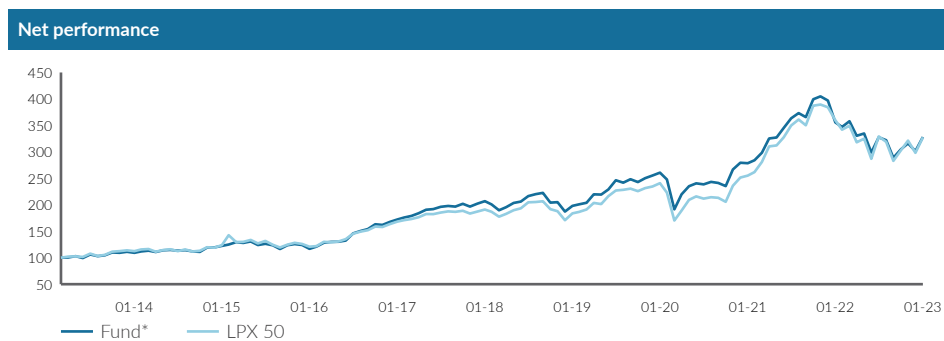
Further, Intermediate Capital ("ICG") also convinced investors with its quarterly update. The UK-based alternative asset manager has a focus on private debt strategies and could increase its assets under management to total USD 75 billion in 2022, reflecting an annual growth rate of 23% over the past five years. Deployment also remained solid, particularly in private equity secondary strategies. Moreover, ICG launched a number of new funds during the quarter and management remained optimistic about the fund-raising outlook.

Finally, 3i, the British investment company, presented good results. The majority of 3i's portfolio companies continue to show resilience despite the tough macroeconomic backdrop. Action, the Benelux-based discount retailer, is 3i's largest investment and performed strongly. The company continued expanding the network of stores and increased sales as well as EBITDA by 30% and 46% during 2022, respectively. Management remained optimistic about the near-term growth of Action and identified several locations for new stores.

Fund facts	
Inception date	17/05/2010
Asset manager	Partners Group AG
Fund domicile	Luxembourg
Fund currency	EUR
Share class currency	GBP
Minimum initial investment amount	GBP 1m
Close of financial year	31 December
Total net assets	GBP 269.3m
Management fee in % p.a.	1.15
Distributions	Distributing
Last distribution	26/09/2022
Distribution value	GBP 3.51
Valor no.	10137954
ISIN	LU0424511698
Bloomberg ticker	PGLLEPG LX
WKN	AORMTL

Price development	
Price per unit 31/01/2023	GBP 414.11
Price per unit 30/12/2022	GBP 380.55
Change (total return)	8.8%
Investment level	99%

Top 5 holdings	
	in % of NAV
Blackstone Group	9.54
KKR & Co.	9.29
3i Group	7.49
Partners Group Holding AG	7.03
Apollo Global Management	5.27
Total	38.62



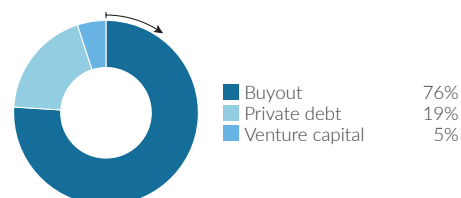
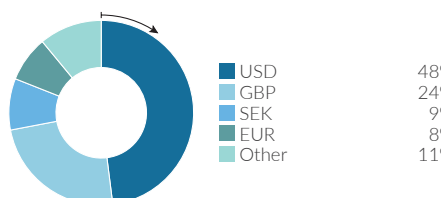
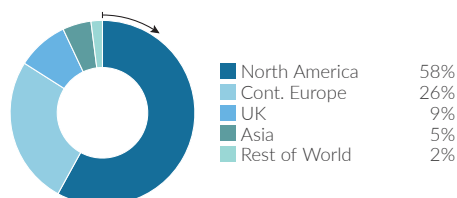
Performance in %	1 month %	YTD %	1 year %	3 years %	5 years %	since inception %	since inception % p. a.
Fund*	8.8	8.8	-7.8	25.8	58.6	375.1	13.0
LPX 50	9.8	9.8	-9.0	36.0	71.4	385.7	13.2

Performance in %	2013	2014	2015	2016	2017	2018	2019	2020	2021	2022
Fund*	33.8	7.5	3.8	35.1	20.6	-7.4	36.4	9.4	42.1	-24.1
LPX 50	38.7	4.2	7.1	28.6	14.5	-8.5	37.7	5.0	52.8	-22.4

Volatility in % (annualized)	1 year	3 years	5 years	since inception
Fund*	28.1	27.0	22.4	18.3
LPX 50	27.5	28.1	23.4	29.0

*Total return

Fund allocation



Note: This share class is approved for distribution in Ireland, Switzerland, Austria, Denmark, Finland, France, Germany, Liechtenstein, Luxembourg, Netherlands, Norway, Singapore, Spain, Sweden, United Kingdom. In all other countries, the Fund may not be publicly distributed.



Partners Group
REALIZING POTENTIAL IN PRIVATE MARKETS

Definitions

This monthly report is produced based on information available on the last working day of the month.

Listed Private Equity	A 'Listed Private Equity' company is listed on a stock exchange and has the purpose of investing in private equity assets.
Total return	Total return is calculated according the standard BVI-method of the Bundesverband Investment and Asset Management.
Investment universe	Public partnerships, fund of funds, private equity houses, mixed investment companies
Financing stages	
Venture capital	Financing for companies typically in their build-up phase. Seed stage describes the period where product feasibility is confirmed; Early stage involves the identification of the position in the market, the establishment of production lines and the development of marketing channels; Later stage portrays the subsequent rapid expansion phase of a young company.
Buyout	Acquisition of a controlling stake in a company, typically with financial or managerial reorganization needs. Small/mid/large size buyout refers to the enterprise value of the acquired company. Whereas the bandwidths for Europe are set at <EUR 100m/EUR 100m-EUR 400m/>EUR 400m, US bandwidths are at <USD 300m/USD 300m-USD 1bn/>USD 1bn for small/mid/large size buyout respectively.
Private debt	Financing solutions for enterprises with no access to capital markets. Includes, among others, investments in senior secured and subordinated debt as well as preferred equity.

Contact details

Asset manager:
Partners Group AG
Zugerstrasse 57
6341 Baar-Zug
Switzerland

T +41 (0)41 784 60 00
www.pgliquids.com

Investor relations:
Partners Group AG
Andreea Mateescu
Zugerstrasse 57
6341 Baar-Zug / Schweiz

T +41 (0)41 784 66 73
listedinvestments@partnersgroup.com

This is an advertising document. The state of the origin of the fund is Luxembourg. In Switzerland, the representative is ACOLIN Fund Services AG, Leutschenbachstrasse 50, CH-8050 Zurich, whilst the paying agent is Credit Suisse (Switzerland) Ltd., Paradeplatz 8, CH-8001 Zurich. The full offering documentation including, the prospectus or offering memorandum, the key investor information document (KIID) or the key information document (KID), the fund rules, as well as the annual and bi-annual reports ("Full offering documentation"), as the case may be, may be obtained free of charge from <https://www.credit-suisse.com/microsites/multiconcept/en.html> or from the representative in Switzerland. KIID/KID is available in English, Prospectus is available in English. A summary of investor rights for investing in Luxembourg can be obtained via www.cssf.lu/en/consumer/, local laws relating to investor rights may apply.

The alternative investment fund manager or the management company, as applicable, may decide to terminate local arrangements for the marketing of the shares/units of a fund, including terminating registrations or notifications with the local supervisory authority. Past performance is no indication of current or future performance. The performance data do not take account of the commissions and costs incurred on the issue and redemption of units. If the currency of a financial product and/or its costs is different from your reference currency, the return and cost may increase or decrease as a result of currency fluctuations.

Partners Group Listed Investments SICAV, 5, rue Jean Monnet, 2180 Luxembourg, Grand Duchy of Luxembourg, R.C.S. Luxembourg B 143187

This document is not intended to be an investment advertisement or sales instrument; it constitutes neither an offer nor an attempt to solicit offers for the product described herein. The sole basis for the purchase of shares are the sales documents (the current sales prospectus incl. articles of association and the annual- and semi-annual reports). This report was prepared using financial information contained in the company's books and records as of the reporting date. This information is believed to be accurate but has not been audited by any third party. This report describes past performance, which may not be indicative of future results. The performance shown does not take account of any commissions and costs charged when subscribing to and redeeming units. The company does not accept any liability for actions taken on the basis of the information provided. Please see the current full sales prospectus for information on opportunities and risks.

