

Partners Group Listed Investments SICAV - Listed Private Equity - USD (P - Acc.)

Monthly report as of 28 February 2018

Fund objectives

The Partners Group Listed Investments SICAV – Listed Private Equity fund provides efficient access to the asset class private equity overcoming the normally associated hurdle of illiquidity. The Fund invests in companies which mainly focus on private equity investments and are listed on major stock exchanges. Out of an investment universe of over 200 companies world wide, the Fund actively screens a target list of around 100 companies, which fit the minimum criteria.

Monthly comment

Since the beginning of the year, the broad equity market has developed in a negative manner while Partners Group Listed Investments SICAV – Listed Private Equity has shown a more stable performance.

In February, the business development company, Oaktree Specialty Lending Corp, was one of the negative contributors in the reporting month, mainly due to the ongoing portfolio repositioning. As a result, the company's NAV declined from USD 6.16 to USD 5.81 per share. From the asset manager's perspective, Oaktree Specialty Lending Corp is attractively valued, especially since the new management is making progress with the repositioning of the portfolio.

Meanwhile, the alternative asset manager Ares Management convinced its investors with the publication of the quarterly report. The company was able to increase its assets under management by 19.8% to USD 72.5 billion and its quarterly profits by 37% compared to the previous year period.

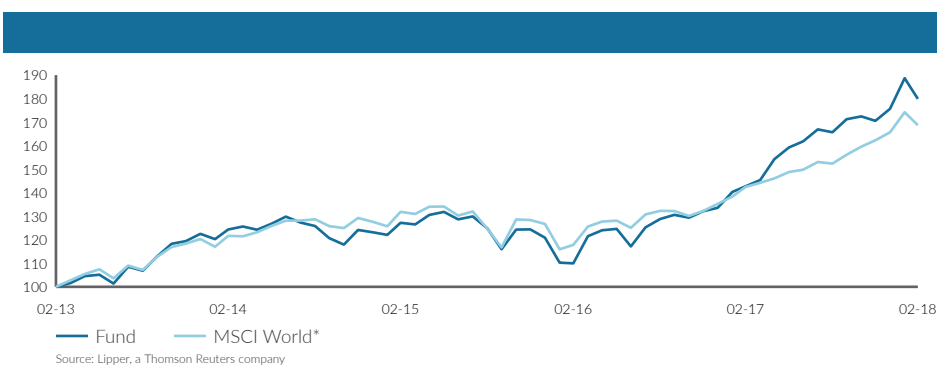
Finally, the Swedish holding company Investment AB Kinnevik released their annual results and recorded a positive development during February. Compared to last year, the company achieved a NAV-increase of 25%, which was driven by the portfolio's largest company Zalando, a leading online retailer operating in 15 countries across Europe. The German-based company increased its revenues in 2017 by 23% in comparison to the previous year. Furthermore, the strategy of the holding company's new CEO was well received by the market.

Inception date	06/09/2004
Asset manager	Partners Group AG
Fund domicile	Luxembourg
Fund currency	EUR
Share class currency	USD
Minimum initial investment amount	None
Close of financial year	31 December
Total net assets	USD 224.2m
Management fee in % p.a.	1.95
Distributions	Accumulating
Valor no.	1902992
ISIN	LU0196152861
Bloomberg ticker	PGILPQD LX
WKN	A0B61C

Price per unit 28/02/2018	USD 207.25
Price per unit 31/01/2018	USD 217.38
Change	-4.7%
Investment level	99%

Top 5 holdings

	in % of NAV
Partners Group Holding AG	8.85
Blackstone Group	8.62
KKR & Co.	7.39
Wendel	5.94
Ares Capital	5.67
Total	36.47


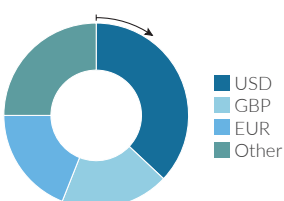
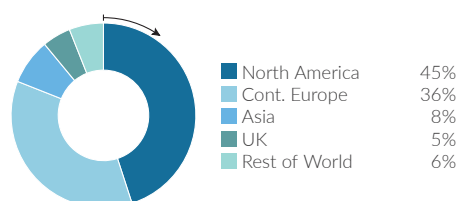


Performance in %	1 month %	YTD %	1 year %	3 years %	5 years %	since inception %
Fund	-4.7	2.4	26.0	41.4	79.9	107.3
MSCI World*	-3.2	1.8	18.4	27.9	68.7	170.7

Volatility in % (annualized)	1 year	3 years	5 years	since inception
Fund	9.4	12.9	12.2	19.0
MSCI World*	7.8	11.2	10.5	15.8

*MSCI World (NR) (NAV T-1)

Fund allocation



Note: This share class is approved for distribution in Ireland, Switzerland, Austria, Denmark, Finland, France, Germany, Luxembourg, Netherlands, Norway, Singapore, Spain, Sweden, United Kingdom. In all other countries, the Fund may not be publicly distributed.



Partners Group
REALIZING POTENTIAL IN PRIVATE MARKETS

Definitions

This monthly report is produced based on information available on the last working day of the month.

Listed Private Equity	A 'Listed Private Equity' company is listed on a stock exchange and has the purpose of investing in private equity assets.
Total return	Total return is calculated according the standard BVI-method of the Bundesverband Investment and Asset Management.
Investment universe	Public partnerships, fund of funds, private equity houses, mixed investment companies
Financing stages	
Venture capital	Financing for companies typically in their build-up phase. Seed stage describes the period where product feasibility is confirmed; Early stage involves the identification of the position in the market, the establishment of production lines and the development of marketing channels; Later stage portrays the subsequent rapid expansion phase of a young company.
Buyout	Acquisition of a controlling stake in a company, typically with financial or managerial reorganization needs. Small/mid/large size buyout refers to the enterprise value of the acquired company. Whereas the bandwidths for Europe are set at <EUR 100m/EUR 100m-EUR 400m/>EUR 400m, US bandwidths are at <USD 300m/USD 300m-USD 1bn/>USD 1bn for small/mid/large size buyout respectively.
Private debt	Financing solutions for enterprises with no access to capital markets. Includes, among others, investments in senior secured and subordinated debt as well as preferred equity.

Contact details

Asset manager:
Partners Group AG
Zugerstrasse 57
6341 Baar-Zug
Switzerland

T +41 (0)41 784 60 00
www.pgliquids.com

Investor relations:
Partners Group AG
Philipp Kuny
Zugerstrasse 57
6341 Baar-Zug / Schweiz

T +41 (0)41 784 68 14
listedinvestments@partnersgroup.com

The relevant articles of incorporation, prospectus, key investor information document (KIID) and the latest annual/semi-annual reports are available free of charge from the fund's representative in Switzerland, ACOLIN Fund Services AG, Affolternstrasse 56, CH-8050 Zürich. The paying agent in Switzerland is: Credit Suisse (Switzerland) AG, Paradeplatz 8, CH-8001 Zürich.

Partners Group Listed Investments SICAV, 5, rue Jean Monnet, L-2180 Luxembourg, Grand Duchy of Luxembourg, R.C.S. Luxembourg B 143187

This document is not intended to be an investment advertisement or sales instrument; it constitutes neither an offer nor an attempt to solicit offers for the product described herein. The sole basis for the purchase of shares are the sales documents (the current sales prospectus incl. articles of association and the annual- and semi-annual reports). This report was prepared using financial information contained in the company's books and records as of the reporting date. This information is believed to be accurate but has not been audited by any third party. This report describes past performance, which may not be indicative of future results. The performance shown does not take account of any commissions and costs charged when subscribing to and redeeming units. The company does not accept any liability for actions taken on the basis of the information provided. Please see the current full sales prospectus for information on opportunities and risks.

