

# Partners Group Listed Investments SICAV - Multi Asset Income CHF (P - Acc.)

Monthly report as of 30 June 2022

## Fund objectives

Partners Group Listed Investments SICAV - Multi Asset Income is an open-end investment fund incorporated in Luxembourg. The Fund's objective is to invest in infrastructure, real estate and private debt companies with an attractive, sustainable dividend yield and inflation-linked cash-flows. The focus is on securities which offer an above-average dividend yield as well as long-term capital growth. Partners Group has been a signatory since 2008 of the United Nations Principles for Responsible Investment and the Fund follows an SRI approach, evaluating each investment opportunity in terms of environmental, social and governance standards.

## Monthly comment

In June, global equity markets continued their weak performance, with S&P 500 recording its worst first half year performance since 1970. June's sharp decline was largely driven by continued concerns around persistent inflation, rising interest rates, as well as a potential recession as reflected in the slump in the US ISM index in June. Similar to the US, Eurozone Purchasing Managers' Index readings fell to the lowest level since February 2021. Against this backdrop, the Partners Group Listed Investments SICAV - Multi Asset Income's performance fell in line with the market, negatively affected by Real Estate and Private Equity, but partially offset by the stable performance of Infrastructure. Meanwhile, the Fund ended the first half of 2022 with an around 5% outperformance against the MSCI World index.

On a portfolio level, Transurban extended its gain in the month on the back of the continued improvement in traffic as travel-related restrictions have eased in Australia. The company also announced dividend distributions in line with pre-pandemic levels.

Vonovia, on the contrary, contributed negatively to this month's performance. The German real estate company's share price was negatively affected by the rate hike trajectory in Germany: the German 10-year bund yield has risen from negative in 2021 to over 1.8% at a point in June. Meanwhile, the company has made a shift in strategy to adapt to the high interest rate environment by not pursuing acquisitions in the near term, reducing LTV (34% in 1Q22), as well as selling properties under development rather than holding them.

Another negative performer was the Swedish real-estate company Castellum. Investors were concerned about the company's reliance on short-term debt despite the low LTV of 37%. Overall, European REITs were weak in the first half of 2022 due to the fear of repricing of cost of capital. ECB confirms a rate hike in July to control inflation in the economic zone and in Sweden, the Riksbank raised its key interest rate to 0.25% from 0% and plans to hike again in 2022, forecasting that it will reach 1.8% in 3 years' time.

## Fund facts

Inception date	07/04/2014
Asset manager	Partners Group AG
Fund domicile	Luxembourg
Fund currency	EUR
Share class currency	CHF
Minimum initial investment amount	None
Close of financial year	31 December
Total net assets	CHF 16.5m
Management fee in % p.a.	1.95
Distributions	Accumulating
Valor no.	23191783
ISIN	LU1008806280
Bloomberg ticker	PGLICPA LX
WKN	A1XBVL


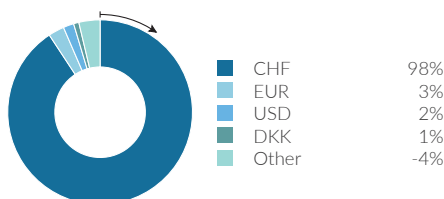
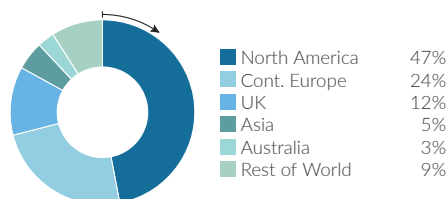
## Price development

Price per unit 30/06/2022	CHF 117.08
Price per unit 31/05/2022	CHF 126.69
Change	-7.6%
Current portfolio dividend yield	4.9%
Investment level	98%

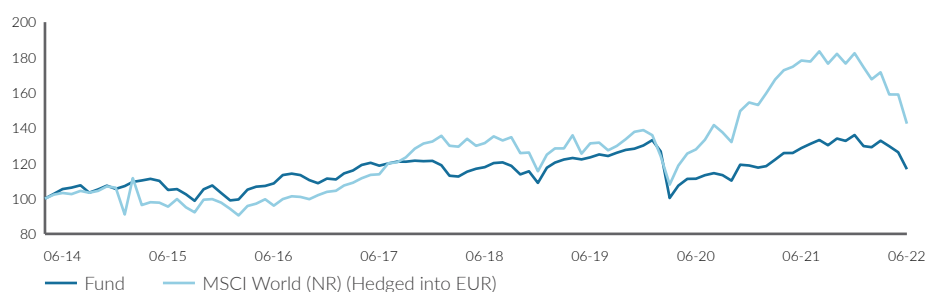
## Top 5 holdings

	in % of NAV
Oaktree Speciality Lending	4.39
Algonquin Power & Utilities	4.37
Equinix	4.09
Vonovia	4.06
Crown Castle International	3.60
<b>Total</b>	<b>20.51</b>

## Fund allocation



## Net performance



Performance in %	1 month %	YTD %	1 year %	3 years %	5 years %	since inception %	since inception % p. a.
------------------	-----------	-------	----------	-----------	-----------	-------------------	-------------------------

Fund	-7.6	-14.2	-9.3	-5.4	-1.7	17.1	1.9
MSCI World (NR) (Hedged into EUR)	-10.4	-21.9	-20.1	8.5	25.2	46.5	4.7

Performance in %	2015	2016	2017	2018	2019	2020	2021
------------------	------	------	------	------	------	------	------

Fund	-2.2	8.0	9.0	-10.3	19.5	-8.7	14.5
MSCI World (NR) (Hedged into EUR)	-8.7	5.9	27.5	-13.2	21.5	10.2	18.2

Volatility in % (annualized)	1 year	3 years	5 years	since inception
------------------------------	--------	---------	---------	-----------------

Fund	11.5	16.7	13.6	12.2
MSCI World (NR) (Hedged into EUR)	19.5	21.7	18.5	31.8

Note: This share class is approved for distribution in Switzerland, Finland, Germany, Liechtenstein, Luxembourg, Spain. In all other countries, the Fund may not be publicly distributed.



**Partners Group**  
REALIZING POTENTIAL IN PRIVATE MARKETS

# Partners Group Listed Investments SICAV - Multi Asset Income CHF (P - Acc.)

Monthly report as of 30 June 2022

## Definitions

This monthly report is produced based on information available on the last working day of the month.

<b>Listed real estate</b>	A 'listed real estate' company is listed on a stock exchange and its purpose is investing in real estate assets.
<b>Listed infrastructure</b>	A 'listed infrastructure' company is listed on a stock exchange and its purpose is investing in infrastructure assets.
<b>Yielding private equity</b>	Access to 'yielding private equity' is either provided through investments in companies that are listed on a regulated US market and provide debt to small- and mid-cap companies or through investments in listed private equity companies that provide an above-average dividend yield.
<b>Dividend yield</b>	The dividend yield of the portfolio is a ratio that shows the dividends of the underlying companies relative to their share prices.
<b>Total return</b>	Total return is calculated according the standard BVI-method of the Bundesverband Investment and Asset Management.

## Contact details

**Asset manager:**  
Partners Group AG  
Zugerstrasse 57  
6341 Baar-Zug  
Switzerland

**T** +41 (0)41 784 60 00  
www.pgliquids.com

**Investor relations:**  
Partners Group AG  
Fabian Berchtold  
Zugerstrasse 57  
6341 Baar-Zug / Schweiz

**T** +41 (0)41 784 62 97  
listedinvestments@partnersgroup.com

This is an advertising document. The state of the origin of the fund is Luxembourg. In Switzerland, the representative is ACOLIN Fund Services AG, Leutschenbachstrasse 50, CH-8050 Zurich, whilst the paying agent is Credit Suisse (Switzerland) Ltd., Paradeplatz 8, CH-8001 Zurich. The full offering documentation including, the prospectus or offering memorandum, the key investor information document (KIID) or the key information document (KID), the fund rules, as well as the annual and bi-annual reports ("Full offering documentation"), as the case may be, may be obtained free of charge from <https://www.credit-suisse.com/microsites/multiconcept/en.html> or from the representative in Switzerland. KIID/KID is available in English, Prospectus is available in English. A summary of investor rights for investing in Luxembourg can be obtained via [www.cssf.lu/en/consumer/](http://www.cssf.lu/en/consumer/), local laws relating to investor rights may apply.

The alternative investment fund manager or the management company, as applicable, may decide to terminate local arrangements for the marketing of the shares/units of a fund, including terminating registrations or notifications with the local supervisory authority. Past performance is no indication of current or future performance. The performance data do not take account of the commissions and costs incurred on the issue and redemption of units. If the currency of a financial product and/or its costs is different from your reference currency, the return and cost may increase or decrease as a result of currency fluctuations.

Partners Group Listed Investments SICAV, 5, rue Jean Monnet, 2180 Luxembourg, Grand Duchy of Luxembourg, R.C.S. Luxembourg B 143187

This document is not intended to be an investment advertisement or sales instrument; it constitutes neither an offer nor an attempt to solicit offers for the product described herein. The sole basis for the purchase of shares are the sales documents (the current sales prospectus incl. articles of association and the annual- and semi-annual reports). This report was prepared using financial information contained in the company's books and records as of the reporting date. This information is believed to be accurate but has not been audited by any third party. This report describes past performance, which may not be indicative of future results. The performance shown does not take account of any commissions and costs charged when subscribing to and redeeming units. The company does not accept any liability for actions taken on the basis of the information provided. Please see the current full sales prospectus for information on opportunities and risks.



**Partners Group**  
REALIZING POTENTIAL IN PRIVATE MARKETS