

# Partners Group Listed Investments SICAV - Multi Asset Income EUR (P - Dist.)

Monthly report as of 31 August 2022

## Fund objectives

Partners Group Listed Investments SICAV – Multi Asset Income is an open-end investment fund incorporated in Luxembourg. The Fund's objective is to invest in infrastructure, real estate and private debt companies with an attractive, sustainable dividend yield and inflation-linked cash-flows. The focus is on securities which offer an above-average dividend yield as well as long-term capital growth. Partners Group has been a signatory since 2008 of the United Nations Principles for Responsible Investment and the Fund follows an SRI approach, evaluating each investment opportunity in terms of environmental, social and governance standards.

## Monthly comment

Global equity markets fell in August as investors worried that the Federal Reserve will continue to hike rates aggressively to curb inflation, despite the mounting concern on potential recession. In this context, Partners Group Listed Investment SICAV – Multi Asset Income performed negatively, largely attributable to the weak performance of real estate – the most interest sensitive asset class in the portfolio. Globally, bond yields significantly increased towards the end of the month due to the above-mentioned hawkish stance on rates, which put downward pressure on interest rate sensitive stocks. Meanwhile, infrastructure fared better, with defensive sectors posting a relatively small loss. Lastly, listed private equity was the best performing asset class still buoyed by the gains from last month.

Despite the strong fundamentals, proved in the record low vacancy and mostly indexed rents from its Q2 earnings, Vonovia, the German real estate company, fell significantly in August. The decline was primarily driven by the German 10-year bond yield that spiked back from 0.9% in mid-August to 1.6% in late August. The current valuation of Vonovia looks attractive with P/B ratio at 0.6x, implying more than 60% upside from the current price, based on the fair valuation provided by the company.

Orsted, a global renewable asset operator, lost most of its gains from the previous month. Orsted reported disappointing Q2 earnings, with EBITDA coming in 25% below consensus. While the company upgraded its full-year guidance range slightly, it is likely to be largely driven by the bioenergy business, rather than its core businesses. Meanwhile, the offshore wind business underperformed meaningfully due to negative effects for over-hedging of the delayed Hornsea 2 ramp-up and higher balancing costs in the power price environment.

## Fund facts

Inception date	05/12/2013
Asset manager	Partners Group AG
Fund domicile	Luxembourg
Fund currency	EUR
Share class currency	EUR
Minimum initial investment amount	None
Close of financial year	31 December
Total net assets	EUR 17.2m
Management fee in % p.a.	1.95
Distributions	Distributing
Last distribution	21/03/2022
Distribution value	EUR 2.79
Valor no.	21652224
ISIN	LU0941494444
Bloomberg ticker	PGLPDEU LX
WKN	A1WOLF

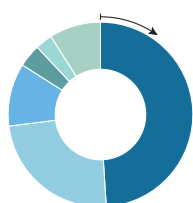
## Price development

Price per unit 31/08/2022	EUR 80.18
Price per unit 29/07/2022	EUR 83.01
Change (total return)	-3.4%
Current portfolio dividend yield	4.9%
Investment level	97%

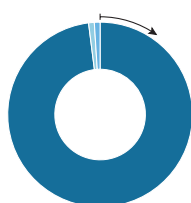
## Top 5 holdings

	in % of NAV
Vonovia	4.93
Oaktree Speciality Lending	4.52
Algonquin Power & Utilities	4.38
Equinix	4.00
Golub Capital LLC	3.76
<b>Total</b>	<b>21.59</b>

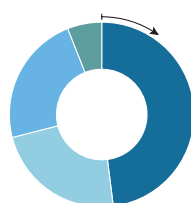
## Fund allocation



North America	49%
Cont. Europe	24%
UK	11%
Asia	4%
Australia	3%
Rest of World	9%

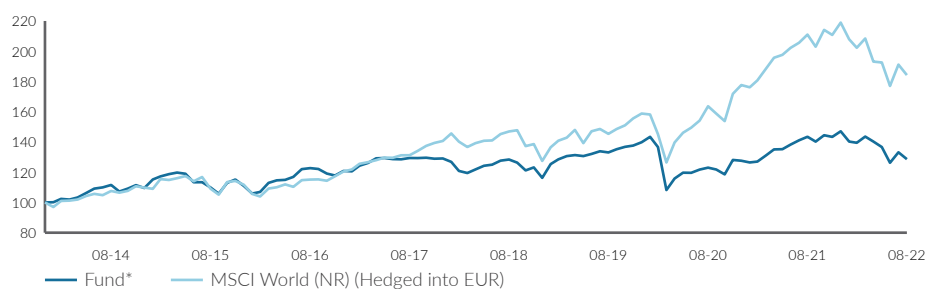


EUR	98%
DKK	1%
Other	1%



Listed infrastructure	48%
Listed real estate	23%
Yielding private equity	23%
High yield	6%

## Net performance



Performance in %	1 month %	YTD %	1 year %	3 years %	5 years %	since inception %	since inception % p. a.
Fund*	-3.4	-12.5	-10.3	-3.3	-0.6	28.0	2.9
MSCI World (NR) (Hedged into EUR)	-3.6	-15.9	-12.7	26.7	40.4	90.9	7.7

Performance in %	2014	2015	2016	2017	2018	2019	2020	2021
Fund*	9.5	1.3	8.9	6.9	-9.9	20.3	-8.8	15.3
MSCI World (NR) (Hedged into EUR)	11.1	0.9	7.4	16.8	-9.9	26.0	10.2	23.3

Volatility in % (annualized)	1 year	3 years	5 years	since inception
Fund*	12.3	16.8	13.7	11.9
MSCI World (NR) (Hedged into EUR)	17.9	20.4	17.3	14.9

\*Total return

Note: This share class is approved for distribution in Ireland, Switzerland, Austria, Finland, Germany, Liechtenstein, Luxembourg, Spain, United Kingdom. In all other countries, the Fund may not be publicly distributed.



**Partners Group**  
REALIZING POTENTIAL IN PRIVATE MARKETS

## Definitions

This monthly report is produced based on information available on the last working day of the month.

<b>Listed real estate</b>	A 'listed real estate' company is listed on a stock exchange and its purpose is investing in real estate assets.
<b>Listed infrastructure</b>	A 'listed infrastructure' company is listed on a stock exchange and its purpose is investing in infrastructure assets.
<b>Yielding private equity</b>	Access to 'yielding private equity' is either provided through investments in companies that are listed on a regulated US market and provide debt to small- and mid-cap companies or through investments in listed private equity companies that provide an above-average dividend yield.
<b>Dividend yield</b>	The dividend yield of the portfolio is a ratio that shows the dividends of the underlying companies relative to their share prices.
<b>Total return</b>	Total return is calculated according the standard BVI-method of the Bundesverband Investment and Asset Management.

## Contact details

**Asset manager:**  
Partners Group AG  
Zugerstrasse 57  
6341 Baar-Zug  
Switzerland

**T** +41 (0)41 784 60 00  
[www.pgliquids.com](http://www.pgliquids.com)

**Investor relations:**  
Partners Group AG  
Fabian Berchtold  
Zugerstrasse 57  
6341 Baar-Zug / Schweiz

**T** +41 (0)41 784 62 97  
[listedinvestments@partnersgroup.com](mailto:listedinvestments@partnersgroup.com)

This is an advertising document. The state of the origin of the fund is Luxembourg. In Switzerland, the representative is ACOLIN Fund Services AG, Leutschenbachstrasse 50, CH-8050 Zurich, whilst the paying agent is Credit Suisse (Switzerland) Ltd., Paradeplatz 8, CH-8001 Zurich. The full offering documentation including, the prospectus or offering memorandum, the key investor information document (KIID) or the key information document (KID), the fund rules, as well as the annual and bi-annual reports ("Full offering documentation"), as the case may be, may be obtained free of charge from <https://www.credit-suisse.com/microsites/multiconcept/en.html> or from the representative in Switzerland. KIID/KID is available in English, Prospectus is available in English. A summary of investor rights for investing in Luxembourg can be obtained via [www.cssf.lu/en/consumer/](http://www.cssf.lu/en/consumer/), local laws relating to investor rights may apply.

The alternative investment fund manager or the management company, as applicable, may decide to terminate local arrangements for the marketing of the shares/units of a fund, including terminating registrations or notifications with the local supervisory authority. Past performance is no indication of current or future performance. The performance data do not take account of the commissions and costs incurred on the issue and redemption of units. If the currency of a financial product and/or its costs is different from your reference currency, the return and cost may increase or decrease as a result of currency fluctuations.

Partners Group Listed Investments SICAV, 5, rue Jean Monnet, 2180 Luxembourg, Grand Duchy of Luxembourg, R.C.S. Luxembourg B 143187

This document is not intended to be an investment advertisement or sales instrument; it constitutes neither an offer nor an attempt to solicit offers for the product described herein. The sole basis for the purchase of shares are the sales documents (the current sales prospectus incl. articles of association and the annual- and semi-annual reports). This report was prepared using financial information contained in the company's books and records as of the reporting date. This information is believed to be accurate but has not been audited by any third party. This report describes past performance, which may not be indicative of future results. The performance shown does not take account of any commissions and costs charged when subscribing to and redeeming units. The company does not accept any liability for actions taken on the basis of the information provided. Please see the current full sales prospectus for information on opportunities and risks.

